

# Massachusetts School Building Authority

Deborah B. Goldberg, State Treasurer and Receiver-General

*Chair*

Mary L. Pichetti

*Executive Director/Deputy CEO*

James A. MacDonald

*Chief Executive Officer*



## Board Meeting

**December 13, 2023**



# Table of Contents

---

## Project Votes

- Invitation to Eligibility Period | Vote
- Invitation to Feasibility Study| Vote
- Authorization to Execute Project Funding Agreement – Accelerated Repair Program, Estimated Maximum Total Facilities Grants of \$8,287,640 | Vote
- Recommendation for Preferred Schematic Design | Vote
- Invitation to Project Scope and Budget, Estimated Maximum Total Facilities Grant of \$352,866,588 | Vote

## Audit Update

- Audit Status Report
- Approval of Final Audits with no appeals, MSBA Capital Pipeline Projects grants of \$1,372,673 | Vote

## MSBA Updates

- Executive Director's Report
- Project Status Updates
  - Supplemental Grant Update
  - Project Overview Report
  - Eligibility Period Extension | Vote

## Finance Update

- Sales Tax Collection | Update
- Grant Payments | Update
- FY24 Budget | Update

## Legal

## Executive Session



# Project Votes

---



# Invitation to Eligibility Period | **Vote**

District	School
Boston	Pauline Agassiz Shaw Elementary School
Chelmsford	Colonel Moses Parker Middle School
Dighton-Rehoboth Regional School District	Dighton Elementary School
Everett	Everett High School
Framingham	Hemenway Elementary School
Haverhill	John G. Whittier Middle School
Leicester	Leicester High School
Manchester-Essex Regional School District	Essex Elementary School
Medford	Medford High School
Milford	Milford High School



# Invitation to Eligibility Period | **Vote**

District	School
Needham	Pollard Middle School
New Bedford	Charles S. Ashley Elementary School
Northborough	Marguerite E. Peaslee Elementary School
Peabody	Peabody Veterans Memorial High School
Somerville	Winter Hill Community School
South Hadley	Mosier Elementary School
Springfield	German Gerena Elementary School
Westford	Colonel John Robinson Elementary School
Worcester	Burncoat Senior High School



## Operation, Maintenance, and Training

Sophisticated building systems in new schools provide advantages in air quality, environmental efficiency, and acoustics, and generally require a greater level of attention to operation and maintenance than the less advanced systems they replace.

Participation by school district personnel in the design, construction, and post-occupancy of new buildings, including in the design and implementation of training opportunities, as set forth in these recommendations, will help districts control and plan for added costs.

These recommendations are compiled from many sources: the experience of districts who have worked with the MSBA to build schools with successful, sophisticated building systems; mechanical, electrical, and plumbing engineers who design these schools; consultation with the Massachusetts Facilities Administrators Association (MFAA); government and industry standards; and, guidelines for the operation and maintenance of schools and other buildings. The recommendations are intended to furnish districts with the right questions to ask, and to provide districts with context about when in the life of a project to ask these questions; the MSBA does not purport to have the answers to the questions, which will be different for each school district. These standards also do not address the additional challenges posed by the outbreak of communicable diseases such as the COVID-19 pandemic.

- [Anticipating staffing and budget needs for sophisticated building management systems](#)
- [District Training Process/Best Practices](#)

[https://www.massschoolbuildings.org/index.php/building/Operation\\_Maintenance\\_Training](https://www.massschoolbuildings.org/index.php/building/Operation_Maintenance_Training)



# Invitation to Feasibility Study | **Vote**

---

<b>District</b>	<b>School</b>
West Bridgewater	Rose L. MacDonald Elementary School



# Authorization to Execute Project Funding Agreement- Accelerated Repair Program | **Vote**

District	School	Scope	Total Project Budget	Estimated Maximum Total Facilities Grant
Lowell	B.F. Butler Middle School	Boiler	\$1,715,271	\$1,087,419
	Bartlett Community Partnership School	Boiler	\$2,510,266	\$1,758,617
	Henry J. Robinson Middle School	Boiler	\$2,289,056	\$1,576,125
	John J. Shaughnessy Elementary School	Roof	\$5,407,893	\$2,772,293
	Joseph McAvinnue School	Boiler	\$1,724,916	\$1,093,186
<b>Total</b>			<b>\$13,647,402</b>	<b>\$8,287,640</b>





# Preferred Schematic Design | **Vote**

District	School	Project Scope	Estimated Total Construction	Estimated Total Project Costs
Agawam	Agawam High School	Add/Reno	\$187,448,611	\$231,495,404
Belchertown	Jabish Brook Middle School	New	\$101,742,988	\$122,091,586
North Adams	Greylock Elementary School	New	\$50,995,491	\$61,380,263
<b>Total</b>			<b>\$340,187,090</b>	<b>\$414,967,253</b>



# Preferred Schematic Design | Agawam

---

## Agawam High School

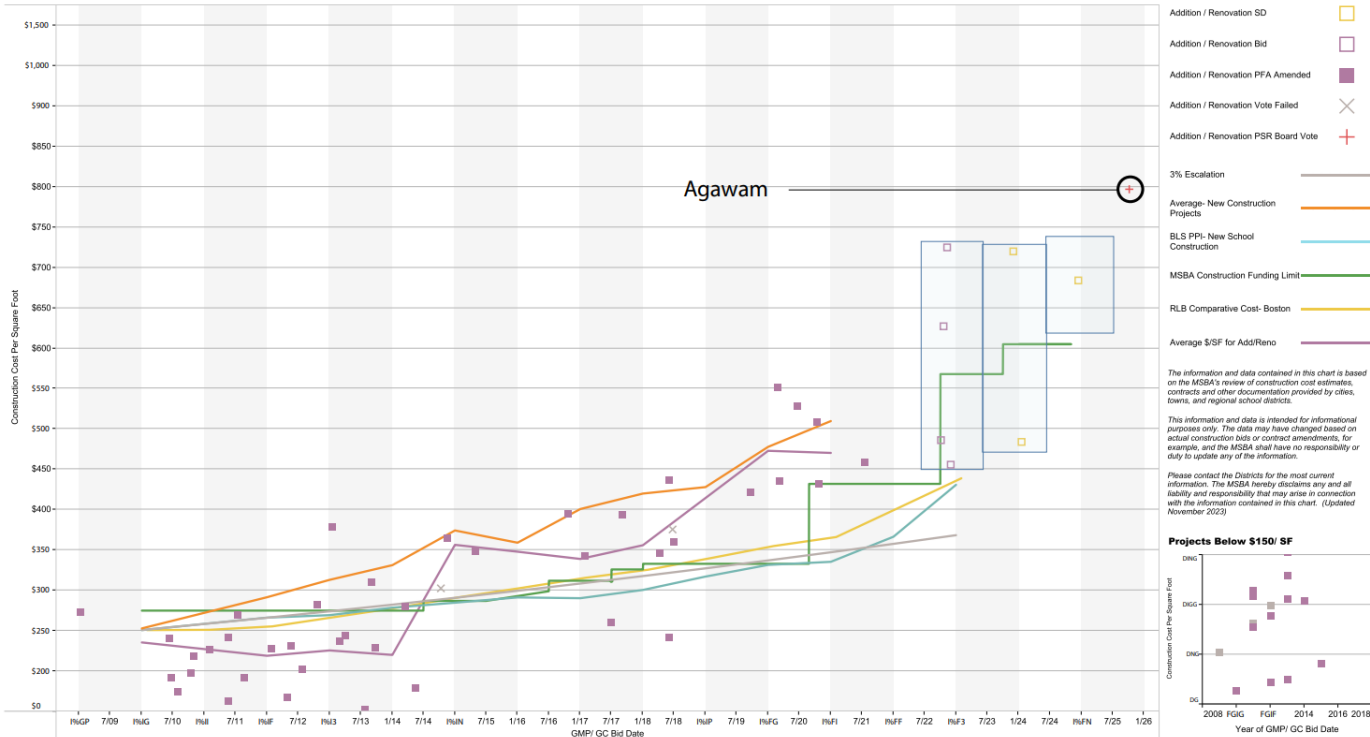
- Year Opened: 1955
- Current Grade Configuration: 9-12
- Agreed Upon Grade Configuration: 9-12
- Agreed Upon Enrollment: 955
- Proposed Scope of Project: Addition/Renovation
- Existing Square Footage: 261,300
- Proposed Square Footage: 235,075
- Estimated Total Construction Cost of Preferred Schematic: \$187,448,611



# Preferred Schematic Design | Agawam

## Agawam High School

Addition/Renovation Costs Compared to Common Economic Indicators | November 17, 2023





# Preferred Schematic Design | Belchertown

---

## **Jabish Brook Middle School**

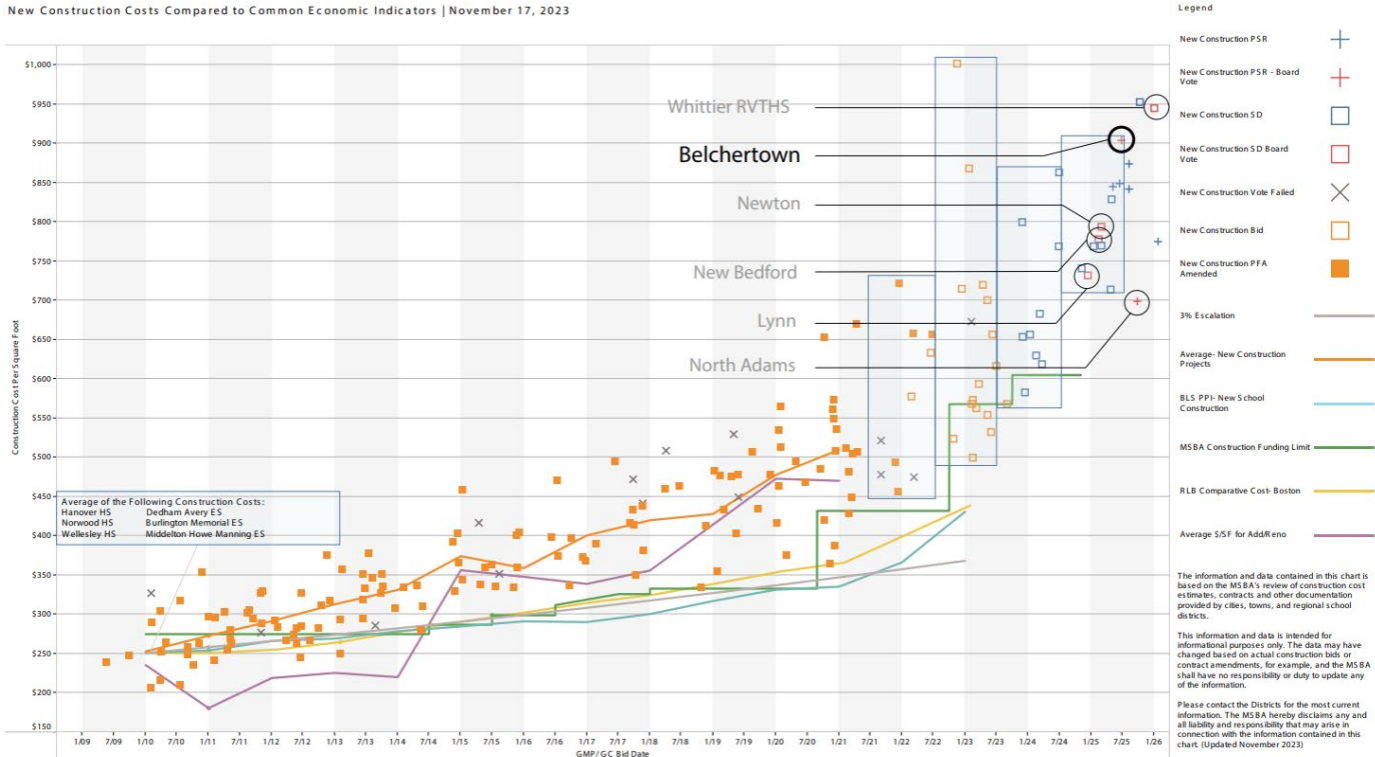
- Year Opened: 1964
- Current Grade Configuration: 7-8
- Agreed Upon Grade Configuration: 6-8
- Agreed Upon Enrollment: 475
- Proposed Scope of Project: New Construction
- Existing Square Footage: 69,430
- Proposed Square Footage: 112,500
- Estimated Total Construction Cost of Preferred Schematic: \$101,742,988



# Preferred Schematic Design | Belchertown

## Jabish Brook Middle School

New Construction Costs Compared to Common Economic Indicators | November 17, 2023





# Preferred Schematic Design | North Adams

---

## Greylock Elementary School

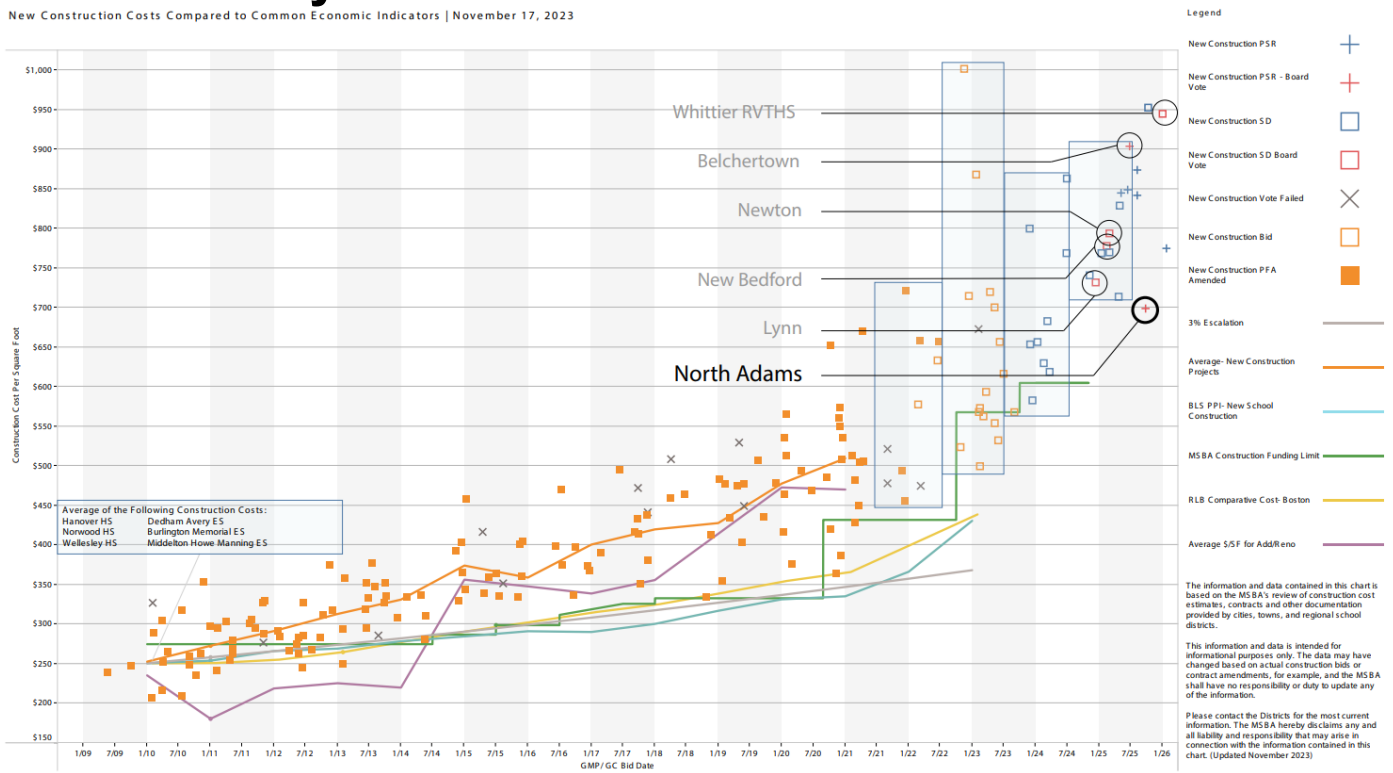
- Year Opened: 1953
- Current Grade Configuration: K-6, also serving PK
- Agreed Upon Grade Configuration: K-2, also serving PK
- Agreed Upon Enrollment: 240
- Proposed Scope of Project: New Construction
- Existing Square Footage: 55,000
- Proposed Square Footage: 73,000
- Estimated Total Construction Cost of Preferred Schematic: \$50,995,491



# Preferred Schematic Design | North Adams

## Greylock Elementary School

New Construction Costs Compared to Common Economic Indicators | November 17, 2023





# Project Scope and Budget | Vote

District	School	Project Scope	Total Project Budget	Estimated Maximum Total Facilities Grant
Lynn	Pickering Middle School	New	\$168,268,362	\$102,922,982
New Bedford	John B. DeValles Elementary School	New	\$119,689,799	\$70,053,514
Newton	Countryside Elementary School	New	\$75,980,950	\$20,214,455
Whittier Regional Vocational Technical School District	Whittier Regional Vocational Technical High School	New	\$446,413,814	\$159,675,637
<b>Total</b>			<b>\$810,352,925</b>	<b>\$352,866,588</b>





# Project Scope and Budget | Lynn

## Pickering Middle School

- Year Opened: 1907
- Current Grade Configuration: 6-8
- Agreed Upon Grade Configuration: 6-8
- Agreed Upon Enrollment: 1,100
- Scope of Project: New Construction
- Existing Square Footage: 100,700
- Proposed Square Footage: 183,834
- District Total Project Budget: \$168,268,362
- Estimated Basis Total Facilities Grant: \$128,655,098
- Reimbursement Rate: 80.00%\*
- Estimated Maximum Total Facilities Grant: \$102,922,982

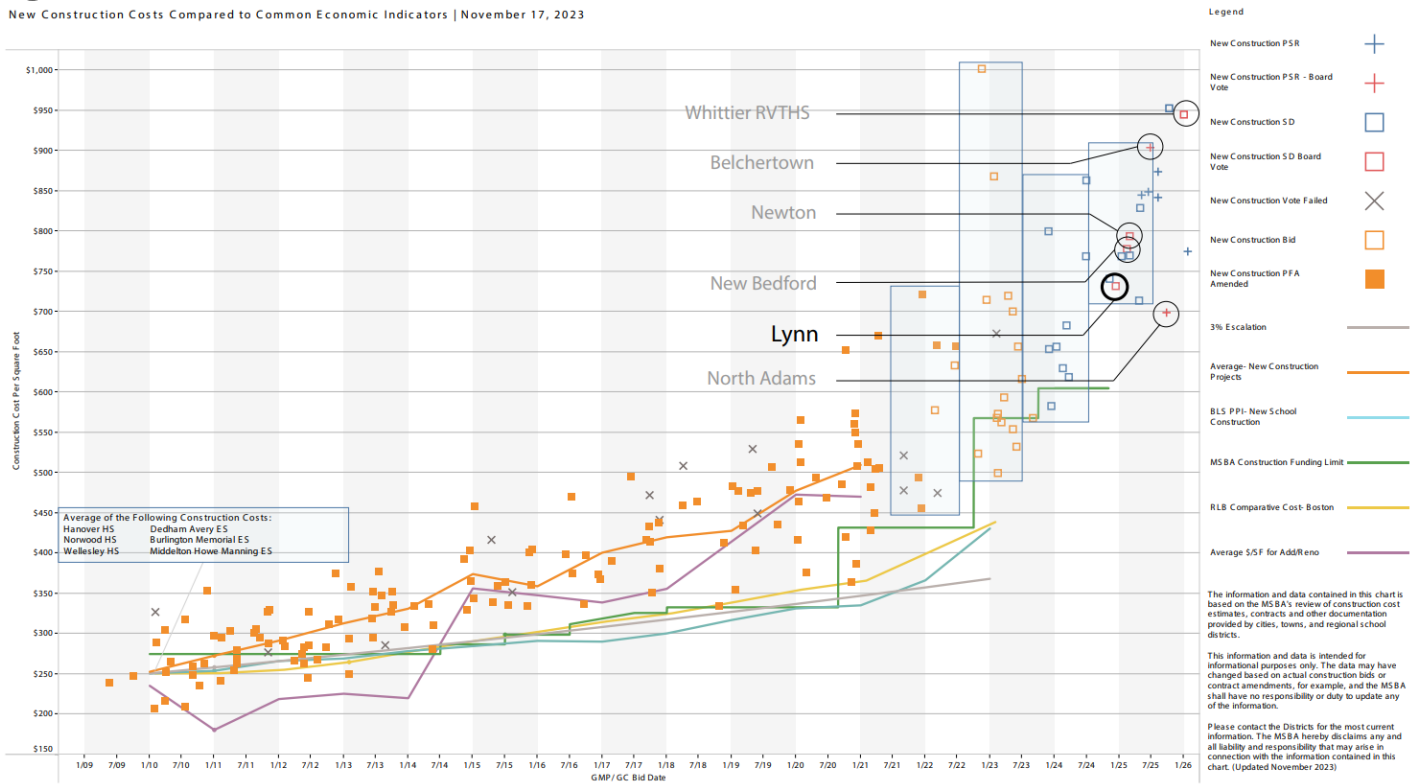
*\* By statute, 80.00% is the District's maximum reimbursement rate. Here, the District's base reimbursement rate is 79.58% before applying any incentive points. After applying the maintenance incentive points, this results in a maximum reimbursement rate of 80.00%.*



# Project Scope and Budget | Lynn

## Pickering Middle School

New Construction Costs Compared to Common Economic Indicators | November 17, 2023





# Project Scope and Budget | New Bedford

## John B. DeValles Elementary School

- Year Opened: 1912
- Current Grade Configuration: K-5
- Agreed Upon Grade Configuration: K-5
- Agreed Upon Enrollment: 760
- Scope of Project: New Construction
- Existing Square Footage: 57,030
- Proposed Square Footage: 124,160
- District Total Project Budget: \$119,689,799
- Estimated Basis Total Facilities Grant: \$87,566,893
- Reimbursement Rate: 80.00%\*
- Estimated Maximum Total Facilities Grant: \$70,053,514

*\* The MSBA has provisionally included three (3) incentive points for energy efficiency, and one (1) incentive point for indoor quality, subject to the District meeting certain sustainability requirements for the project. If the District does not meet the requirements of the Green Schools Program, the District will not qualify for some or all of these incentive points, and the MSBA will adjust the reimbursement rate accordingly.*

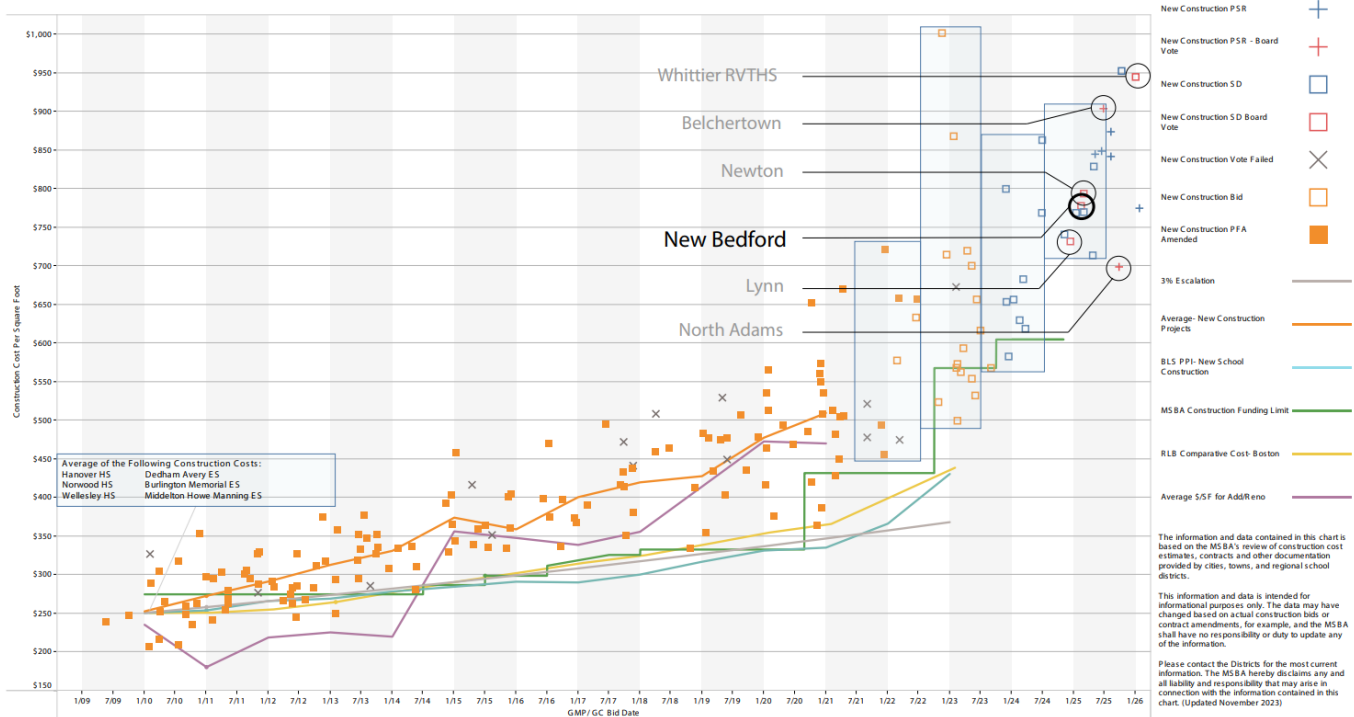
*\* By statute, 80% is the City's maximum reimbursement rate. Here, the City's base reimbursement rate is 80% before applying any incentive points. After applying the energy efficiency and maintenance incentive points, this results in a maximum reimbursement rate of 80%.*



# Project Scope and Budget | New Bedford

## John B. DeValles Elementary School

New Construction Costs Compared to Common Economic Indicators | November 17, 2023





# Project Scope and Budget | Newton

## Countryside Elementary School

- Year Opened: 1953
- Current Grade Configuration: K-5
- Agreed Upon Grade Configuration: K-5
- Agreed Upon Enrollment: 465
- Scope of Project: New Construction
- Existing Square Footage: 56,100
- Proposed Square Footage: 76,000
- District Total Project Budget: \$75,980,950
- Estimated Basis Total Facilities Grant: \$54,946,943
- Reimbursement Rate: 36.79%\*
- Estimated Maximum Total Facilities Grant: \$20,214,455

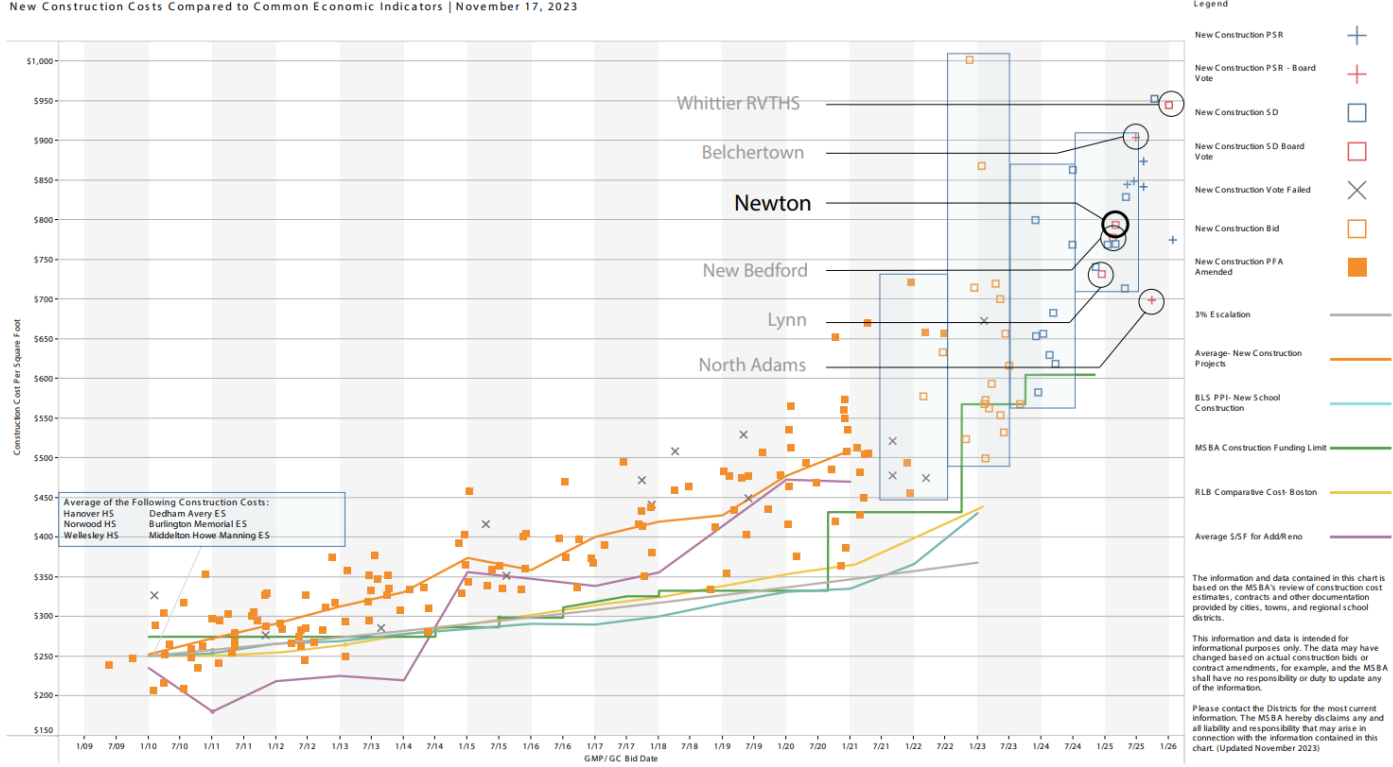
*\* The MSBA has provisionally included three (3) incentive points for energy efficiency, and one (1) incentive point for indoor air quality, subject to the District meeting certain sustainability requirements for the project. If the District does not meet the requirements of the Green Schools Program, the District will not qualify for some or all of these incentive points, and the MSBA will adjust the reimbursement rate accordingly.*



# Project Scope and Budget | Newton

## Countryside Elementary School

New Construction Costs Compared to Common Economic Indicators | November 17, 2023



The information and data contained in this chart is based on the MSBA's review of construction cost estimates, contracts and other documentation provided by cities, towns, and regional school districts.

This information and data is intended for informational purposes only. The data may have changed based on actual construction bids or contract amendments, for example, and the MSBA shall have no responsibility or duty to update any of the information.

Please contact the Districts for the most current information. The MSBA hereby disclaims any and all liability and responsibility that may arise in connection with the information contained in this chart. (Updated November 2023)



# Project Scope and Budget | Whittier Regional Vocational Technical School District

---

## Whittier Regional Vocational Technical High School

- Year Opened: 1972
- Current Grade Configuration: 9-12
- Agreed Upon Grade Configuration: 9-12
- Agreed Upon Enrollment: 1,280
- Scope of Project: New Construction
- Existing Square Footage: 356,732
- Proposed Square Footage: 380,758
- District Total Project Budget: \$446,413,814
- Estimated Basis Total Facilities Grant: \$260,384,995
- Reimbursement Rate: 61.39%
- Estimated Maximum Total Facilities Grant: \$159,675,637

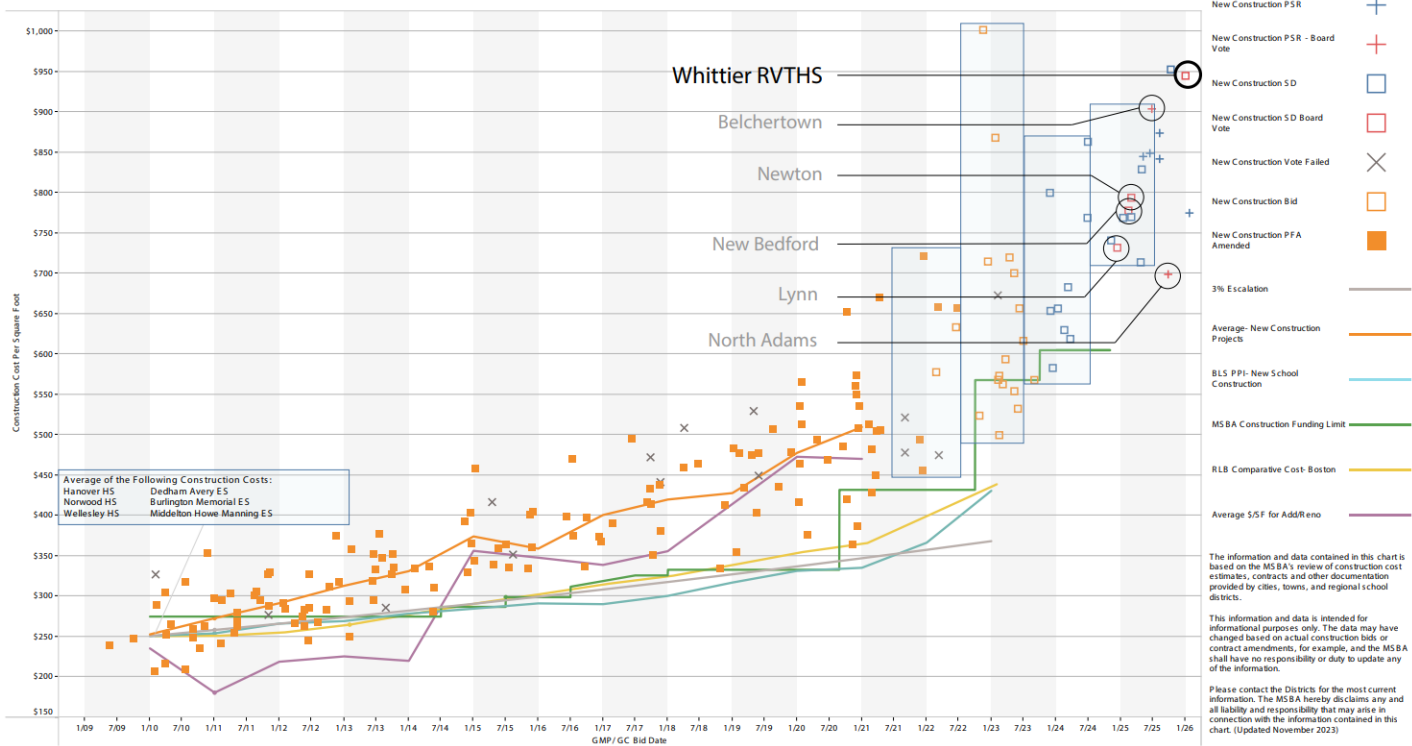
*\* The MSBA also has provisionally included two (2) incentive points for energy efficiency, subject to the District meeting certain sustainability requirements for the project. If the District does not meet the requirements for the energy efficiency, the District will not qualify for these incentive points, and the MSBA will adjust the reimbursement rate accordingly.*



# Project Scope and Budget | Whittier Regional Vocational Technical School District

## Whittier Regional Vocational Technical High School

New Construction Costs Compared to Common Economic Indicators | November 17, 2023







# Audit Update

---



# Audit Status Update


## Capital Pipeline Program

■ Today's Vote

Completed Projects

Projects Currently Have Executed FSA and PFA

Estimated Costs Remaining

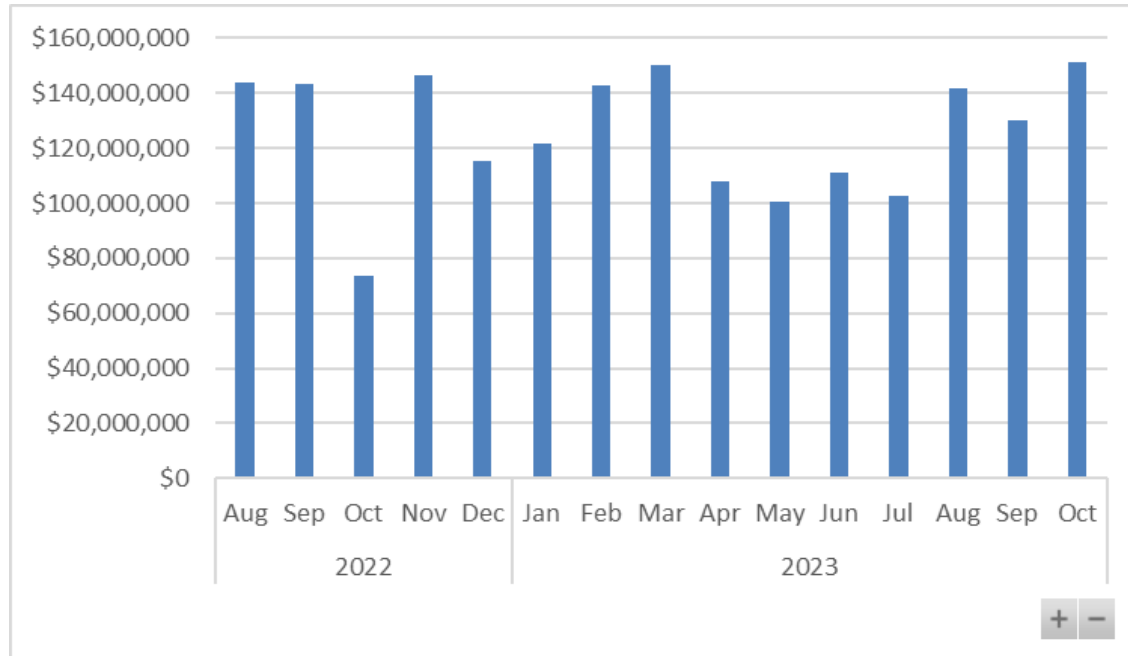


\*Estimated based on Total Project Budgets from executed funding agreements and submitted costs as of November 30th, 2023.



# Capital Pipeline Program | Monthly Audited Project Costs

- Rolling 12 month submitted costs monthly average of \$126.7 million
- Total 12 Month Audited Costs = \$1.52 billion





# Capital Pipeline Program | Closeout Audits

## Today's Vote: December 13, 2023 Approval of Final Audits – Capital Pipeline Projects

	MSBA ID	District Name	School Name	Project Type	Project Scope	Reimb. Rate	Total Project Budget	Final Costs Submitted	Ineligible Costs	Basis for Final Total Facilities Grant	Final Total Facilities Grant	Grant Reconciliation FY	Additional Savings in Final Audit Grant for Cap Reconciliation
1	201802010115	New Bedford	John Avery Parker	Accelerated Repair	Roof	80.00%	\$1,138,247	\$1,041,522	\$22,177	\$1,019,345	\$815,476	ARP FY19	\$285,084
2	201802010510	New Bedford	Trinity Day Academy	Accelerated Repair	Boiler	80.00%	\$780,058	\$723,489	\$26,993	\$696,496	\$557,197	ARP FY19	\$91,852
						<b>TOTAL</b>	\$1,918,305	\$1,765,011	\$49,170	\$1,715,841	<b>\$1,372,673</b>		<b>\$376,936</b>



# MSBA Updates

---

- **Executive Director's Report**
- Project Status Updates
  - Supplemental Grant Update
  - Project Overview Report
  - Eligibility Period Extension - Vote



# Lookahead



SOI 2024 - ARP	ARP SOI 2024 Opens 01/12/24	ARP SOI 2024 Closes 03/01/24	Due Diligence Commences	Due Diligence Continues	Due Diligence Continues	Due Diligence Continues Site Visits Anticipated August 2024
SOI 2024 – Core Program	Core SOI 2024 Opens 01/12/24	Core SOI 2024 Open	Core SOI 2024 Open	Core SOI 2024 Closes 04/12/24	Due Diligence Commences	Due Diligence Continues Site Visits Anticipated August/September 2024
Heat Pump Conversion		Advertise Request for Responses late February/early March	Advertise Request for Responses late February/early March			Present Recommendation to Board anticipated at August Board Meeting
Supplemental Grants	Process Amendments to Project Funding Agreements for 39 Districts					
Regulations	Public Comment Period Continues through the end of January			Anticipate Update of Revised Regulations at the April Board Meeting		
School Survey (SS)	Advertise Request for Responses				Submit FY25 Budget with Consultant for School Survey	Anticipate Recommended Award of School Survey Consultant



# Supplemental Grant Update

---



# Supplemental Grants Update

## Category 1, Group 1 District – School

Andover - West ES
Ashland - David Mindess
Boston - Josiah Quincy Upper School
Fitchburg - Crocker ES
Gloucester - East Gloucester ES
Lawrence - Oliver Partnership School
Lowell - Lowell HS
Peabody - William A Welch Sr
Stoneham - Stoneham HS
Swampscott - Hadley ES
Walpole - Bird MS
Westwood - Paul R. Hanlon ES
Worcester - Doherty Memorial HS

## Category 1, Group 2 District – School

Boston - Carter School
Bristol-Plymouth - Bristol-Plymouth RVTMS
Greater Fall River - Diman RVTMS
Groton-Dunstable - Florence Roche School
Hingham - William L. Foster ES
Lawrence - Francis M Leahy ES
Nauset - Nauset Regional HS
Northeast Metro - Northeast Metropolitan HS
Norwood - Coakley MS
Randolph - Elizabeth G. Lyons ES
Somerset - Somerset MS
Spencer-East Brookfield RSD - David Prouty HS
Tyngsborough - Tyngsborough MS
Watertown - Watertown HS
Webster - Bartlett JSMS
Wellesley - Upham Elementary School
Westfield - Franklin Ave

## Category 2 District – School

Amherst - Fort River ES
Brookline - Pierce K-8
Haverhill - Consentino MS
Holyoke - Peck MS
Maynard - Green Meadow ES
Nashoba - Nashoba Regional HS
Tri-County - Tri-County RVTMS
Wakefield - Wakefield HS
Winchester - Lynch ES





# MSBA Updates

---

- Executive Director's Report
- **Project Status Updates**
  - Supplemental Grant Update
  - **Project Overview Report**
  - Eligibility Period Extension - Vote



# Accelerated Repair – Bid Summary

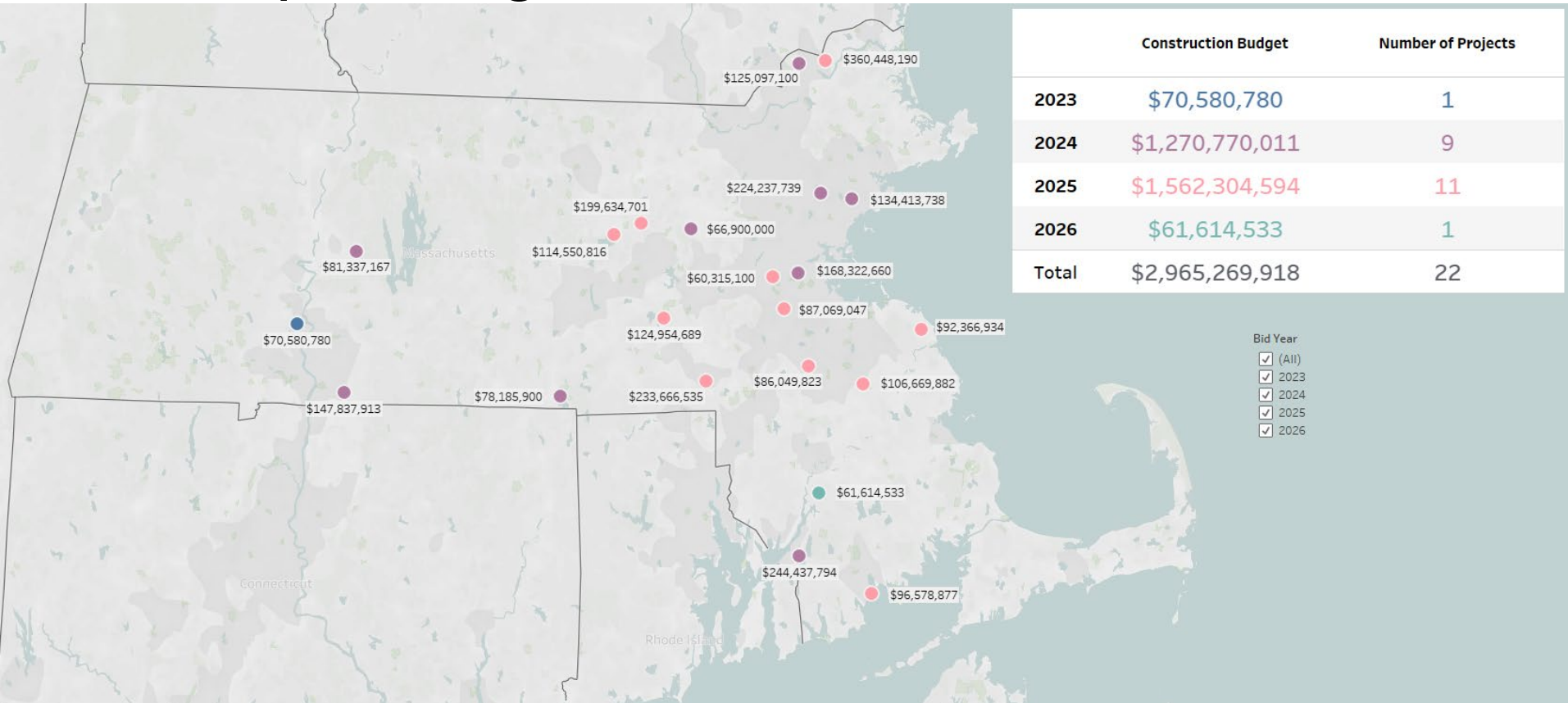
---

## **2021 Accelerated Repair Program**

- 12 of 15 reported projects bid within the estimated budget
- 11 projects remain from 26 approved projects
  - Remaining 11 projects anticipated to bid by January and reported at the February Board of Directors meeting

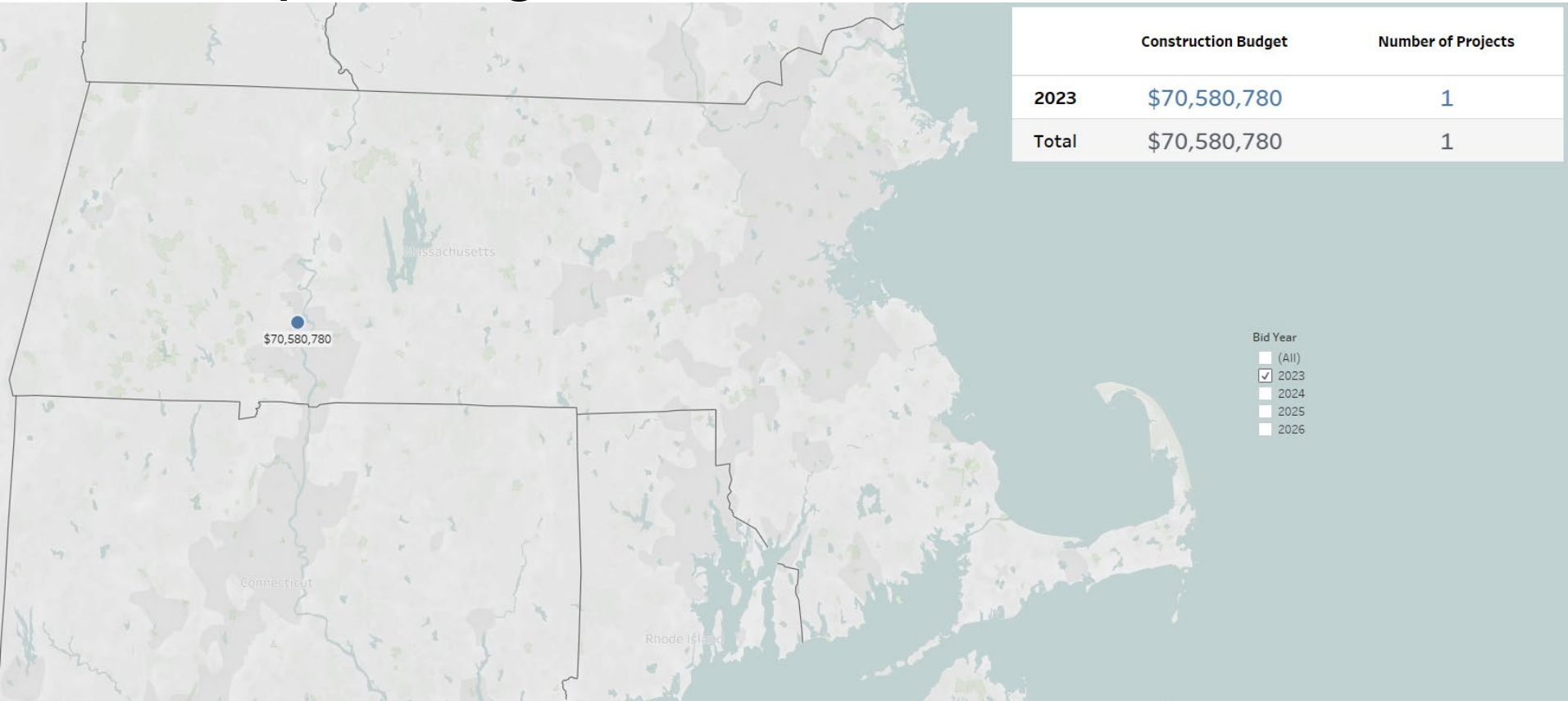


# Upcoming MSBA Bids



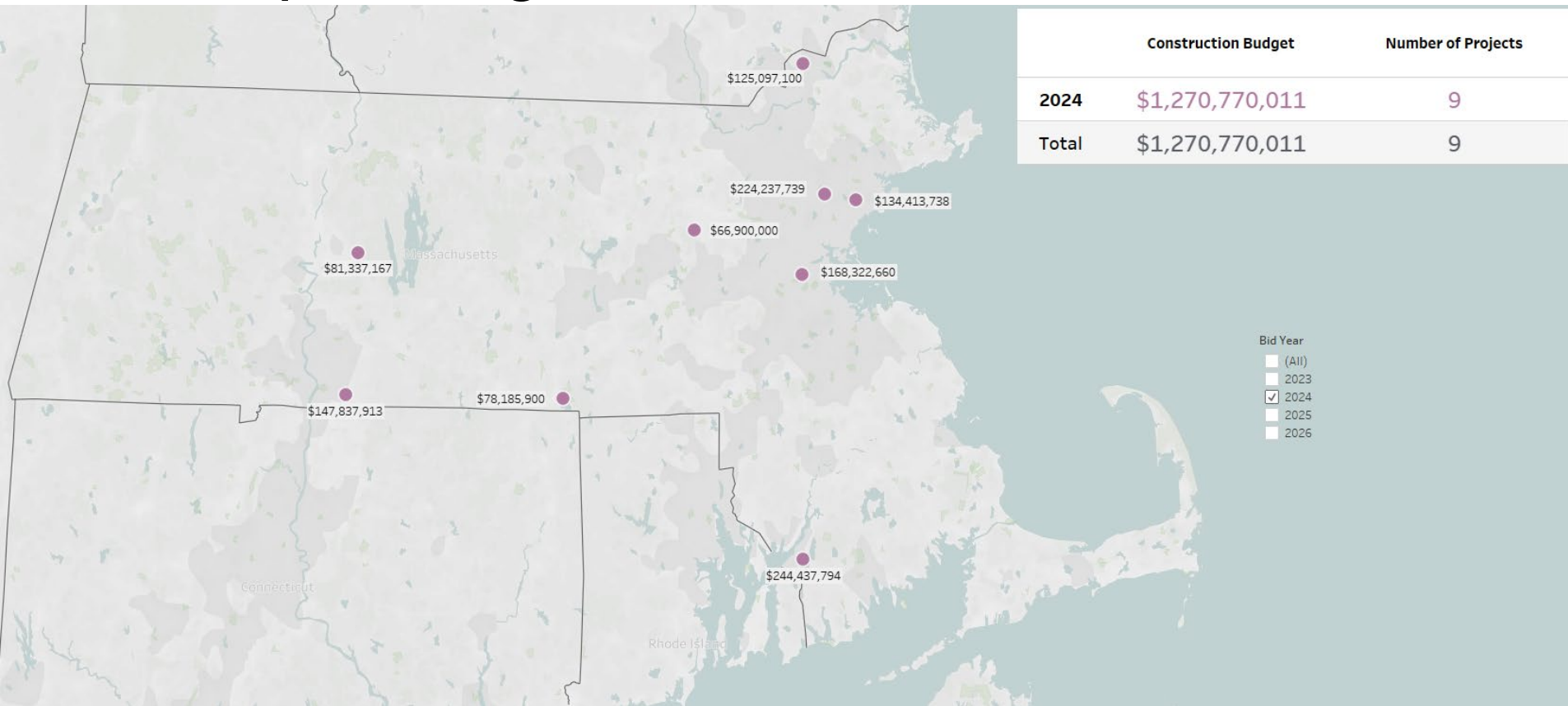


# Upcoming MSBA Bids 2023



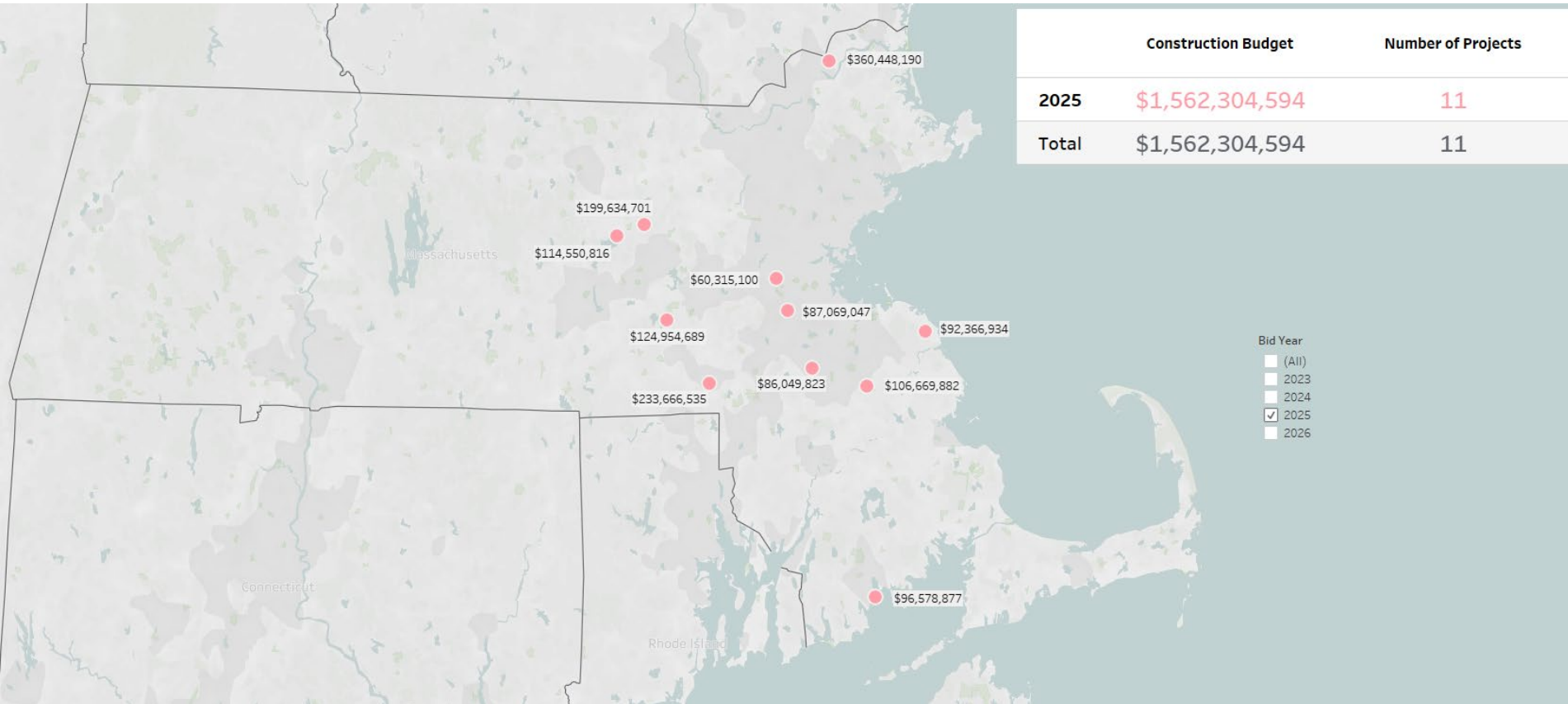


# Upcoming MSBA Bids 2024



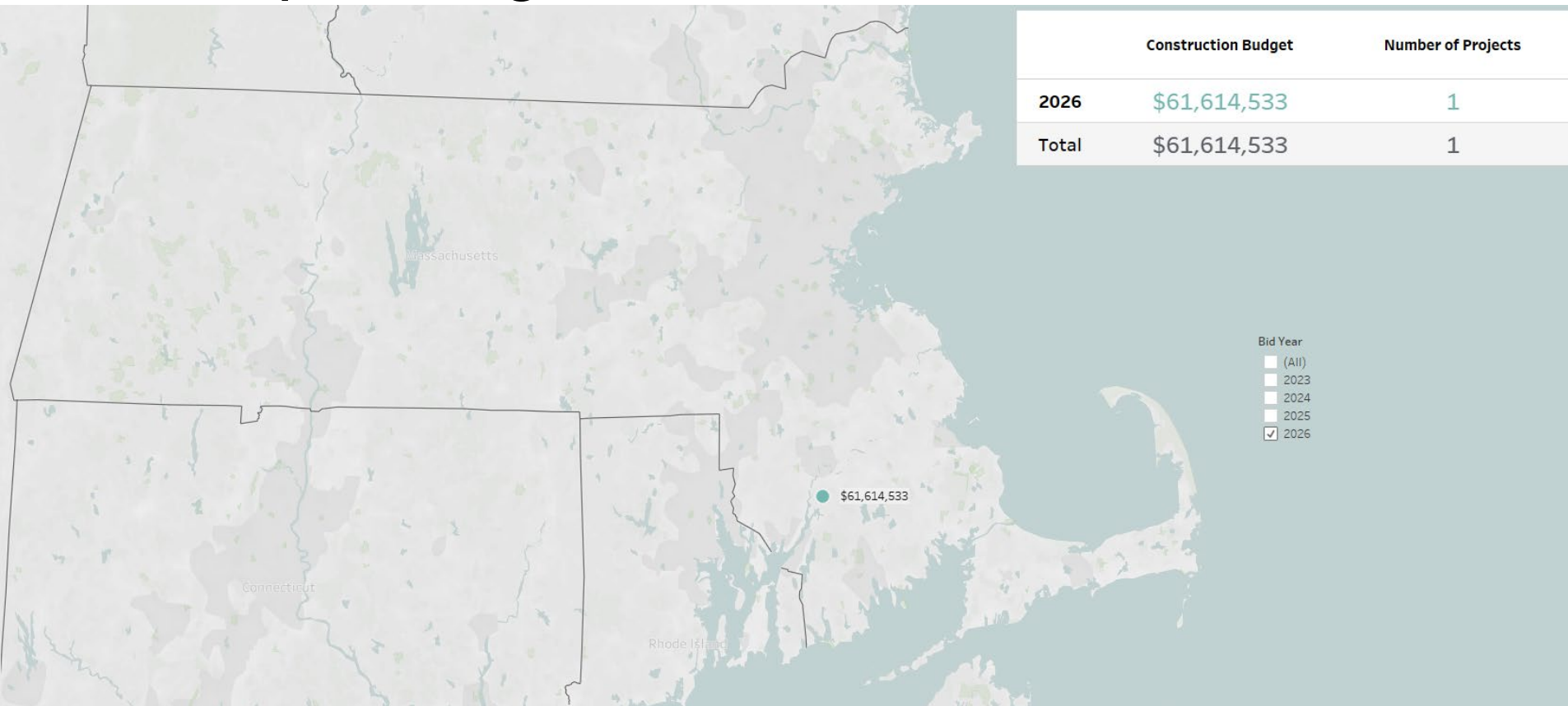


# Upcoming MSBA Bids 2025





# Upcoming MSBA Bids 2026



	Construction Budget	Number of Projects
2026	\$61,614,533	1
Total	\$61,614,533	1





# Core Program - Anticipated Bids

---

## **Anticipated Sub-Bids in January, February, and March:**

- January – Webster (DBB)
- February – Greater Fall River (CMR), Haverhill (DBB)
- March – None

## **Anticipated DBB Bids or GMP Executions in January, February, and March:**

- January – Holyoke (DBB), Webster (DBB)
- February – Boston Carter (CMR), Northeast Metro (CMR)
- March – Haverhill (DBB), Spencer-East Brookfield (CMR), Greater Fall River (CMR)





# Core Program – Bid Results 2023

- 18 projects scheduled to receive sub-bids in 2023, 13 have reported DBB bids or CMR executions to date
- 10 reported bids came in above the estimated budget

District	School	Scope	Project Type	Bid Date	Construction Estimate *	Bid Amount *	Variance from Construction Estimate	Reim. Rate	Potential Grant Variance **
Randolph	Elizabeth G Lyons Elementary School	New	DBB	1/25/2023	\$41,576,611	\$42,461,700	\$885,089	80.00%	\$0
Walpole	Bird Middle School	New	CMR	2/14/2023	\$92,874,826	\$92,988,102	\$113,276	52.22%	\$0
Fitchburg	Crocker Elementary School	New	DBB	2/14/2023	\$49,774,500	\$57,872,519	\$8,098,019	80.00%	\$0
Somerset	Somerset Middle School	New	CMR	3/16/2023	\$69,956,365	\$69,900,000	-\$56,365	56.89%	\$32,066
Westfield	Franklin Ave School	New	DBB	3/21/2023	\$50,430,464	\$52,542,787	\$2,112,323	77.00%	\$0
Wellesley	Ernest F. Upham Elementary School	New	CMR	4/13/2023	\$56,399,123	\$57,624,314	\$1,225,191	34.90%	\$0
Watertown	Watertown High School	New	DBB	5/10/2023	\$138,651,235	\$147,961,000	\$9,309,765	49.33%	\$0
Hingham	William L. Foster Elementary School	New	DBB	5/16/2023	\$88,114,851	\$88,528,700	\$413,849	40.54%	\$0

\*The construction estimate and bid amount include pre-construction services and alternates.

\*\*These numbers are based on preliminary information received from the district and are subject to further review and calculation.



# Core Program – Bid Results 2023

- 18 projects scheduled to receive sub-bids in 2023, 13 have reported DBB bids or CMR executions to date
- 10 reported bids came in above the estimated budget

District	School	Scope	Project Type	Bid Date	Construction Estimate *	Bid Amount *	Variance from Construction Estimate	Reim. Rate	Potential Grant Variance **
Lawrence	Francis M Leahy Elementary School	New	DBB	5/24/2023	\$81,846,297	\$92,396,000	\$10,549,703	80.00%	\$0
Norwood	Coakley Middle School	New	CMR	6/12/2023	\$114,347,205	\$115,823,497	\$1,476,292	54.34%	\$0
Groton-Dunstable	Florence Roche School	New	CMR	6/29/2023	\$61,741,339	\$72,160,796	\$10,419,457	48.27%	\$0
Bristol-Plymouth	Bristol-Plymouth RVHS	New	DBB	8/31/2023	\$240,885,538	\$238,460,831	-\$2,424,707	62.25%	\$1,509,380
Winchester	Lynch Elementary School	New	DBB	11/30/2023	\$67,674,862	\$65,735,000	-\$1,939,862	36.21%	\$702,424
<b>Total</b>					<b>\$1,154,273,216</b>	<b>\$1,194,455,246</b>	<b>\$440,182,030</b>	<b>-</b>	<b>\$2,243,870</b>

\*The construction estimate and bid amount include pre-construction services and alternates. Norwood (removal of the PFA Alternate scope) and Winchester (added scope in bid alternates) are the exception.

\*\*These numbers are based on preliminary information received from the district and are subject to further review and calculation.



# Core Program – Additional Funding Update

- Projects below have reported additional project funding following Project Scope and Budget approval
- Budget increases will be incorporated into each Project Funding Agreement by bid amendment
- Projects also identified in the Project Variance section of the Project Overview Report and the Capital Planning Data & Information: Cost Data page of the MSBA website

District	School	Scope	Construction Estimate *	Total Project Budget	Maximum Total Facilities Grant	Additional Funding **
Boston	Carter School	New	\$69,363,383	\$91,966,532	\$61,290,298	\$19.61 M
Boston	Josiah Quincy Upper School	New	\$147,562,305	\$193,591,467	\$54,075,966	\$30.30 M
Fitchburg	Crocker Elementary School	New	\$49,774,500	\$65,032,984	\$42,145,758	\$11.60 M
Groton-Dunstable	Florence Roche School	New	\$61,741,339	\$78,650,734	\$26,503,001	\$10.50 M
Lawrence	Francis M Leahy	New	\$81,846,297	\$103,740,911	\$61,290,298	\$15.50 M
Lawrence	Oliver Partnership School	Add/Reno	\$105,160,310	\$132,300,000	\$61,647,551	\$15.50 M
Lowell	Lowell High School	Add/Reno	\$271,244,856	\$343,399,220	\$215,992,406	\$38.50 M

\*The construction estimate includes pre-construction services and alternates.

\*\*These numbers are based on preliminary information received from the district and are subject to further review and calculation.



# Core Program – Additional Funding Update

- Projects below have reported additional project funding following Project Scope and Budget approval
- Budget increases will be incorporated into each Project Funding Agreement by bid amendment
- Projects also identified in the Project Variance section of the Project Overview Report and the Capital Planning Data & Information: Cost Data page of the MSBA website

District	School	Scope	Construction Estimate *	Total Project Budget	Maximum Total Facilities Grant	Additional Funding **
Nauset	Nauset Regional High School	Add/Reno	\$104,708,165	\$131,825,665	\$36,676,476	\$38.10 M
Randolph	Elizabeth G. Lyons Elementary School	New	\$41,576,611	\$50,384,511	\$27,558,249	\$0.99 M
Stoneham	Stoneham High School	New	\$153,677,188	\$189,593,594	\$48,968,062	\$24.99 M
Swampscott	Hadley Elementary School	New	\$77,937,159	\$98,316,523	\$32,572,001	\$2.91 M
Tyngsborough	Tyngsborough MS	New	\$65,980,571	\$83,480,000	\$28,637,072	\$4.63 M
Watertown	Watertown HS	New	\$138,651,235	\$201,461,673	\$45,309,315	\$17.27 M
Wellesley	Ernest F. Upham Elementary School	New	\$56,399,123	\$72,500,000	\$13,508,529	\$0.35 M

\*The construction estimate includes pre-construction services and alternates.

\*\*These numbers are based on preliminary information received from the district and are subject to further review and calculation.



# Eligibility Period Extension - Vote

---



# Finance Update

---

- **Sales Tax Collections Update**
- Grant Payments Update
- FY 2024 Budget Update



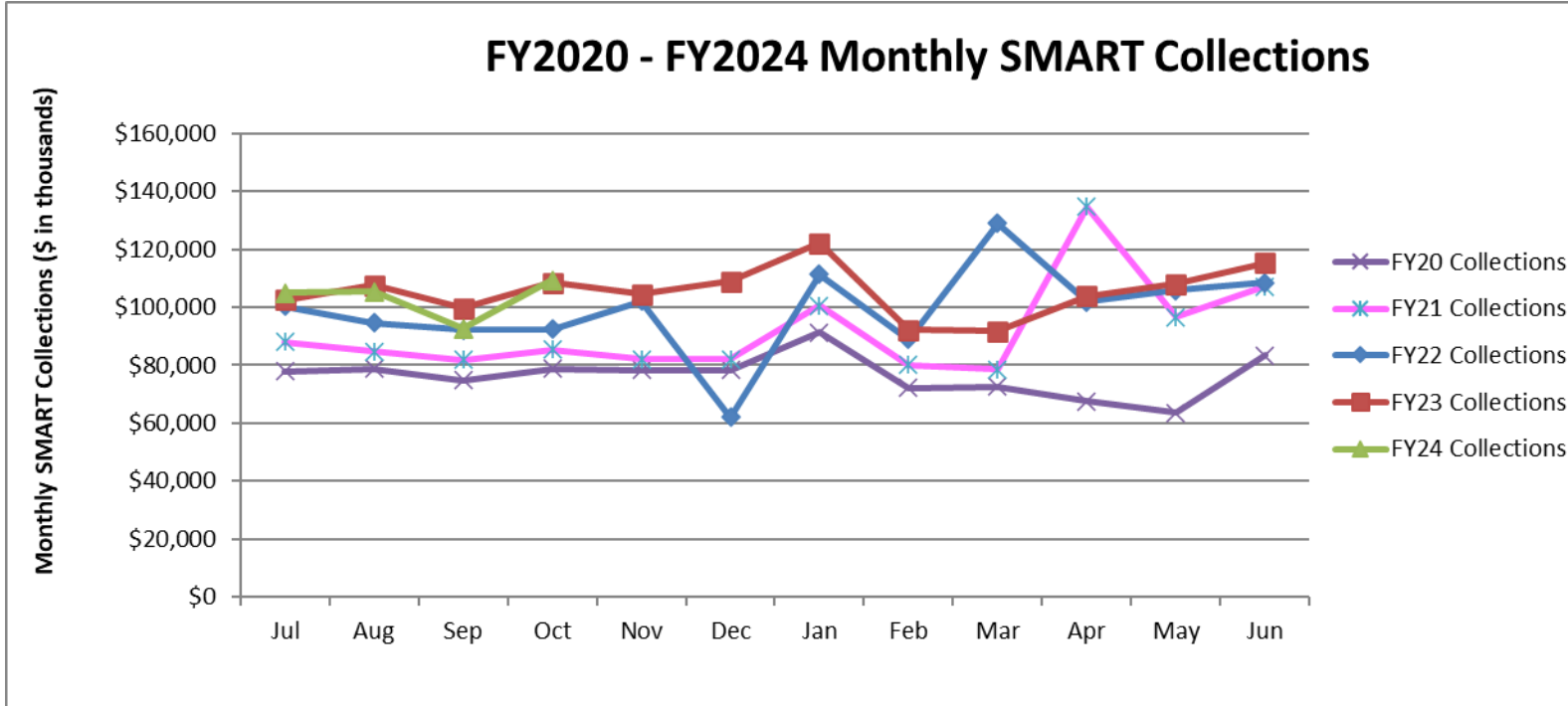
# SMART Collections Update

	Jul	Aug	Sep	Oct	Nov	Dec	Jan	Feb	Mar	Apr	May	Jun	YTD
<b>FY23 Receipts</b>	\$ 102,528	\$ 107,609	\$ 99,629	\$ 108,557	\$ 104,474	\$ 108,859	\$ 122,161	\$ 92,118	\$ 91,671	\$ 103,886	\$ 108,063	\$ 115,211	\$ 1,264,766
<b>\$ Change vs. FY22</b>	\$ 2,212	\$ 13,113	\$ 7,347	\$ 16,192	\$ 2,424	\$ 46,930	\$ 10,733	\$ 3,293	\$ (37,217)	\$ 1,946	\$ 2,275	\$ 6,647	\$ 75,893
<b>% Change vs. FY22</b>	2.21%	13.88%	7.96%	17.53%	2.38%	75.78%	9.63%	3.71%	-28.88%	1.91%	2.15%	6.12%	6.38%
<b>FY24 Receipts</b>	\$ 105,052	\$ 105,303	\$ 92,646	\$ 109,255									\$ 412,255
<b>\$ Change vs. FY23</b>	\$ 2,524	\$ (2,306)	\$ (6,984)	\$ 698									\$ (6,068)
<b>% Change vs. FY23</b>	2.46%	-2.14%	-7.01%	0.64%									-1.45%

- FY 24 collections through October were \$6 million (1.45%) lower than the same period in FY 23.



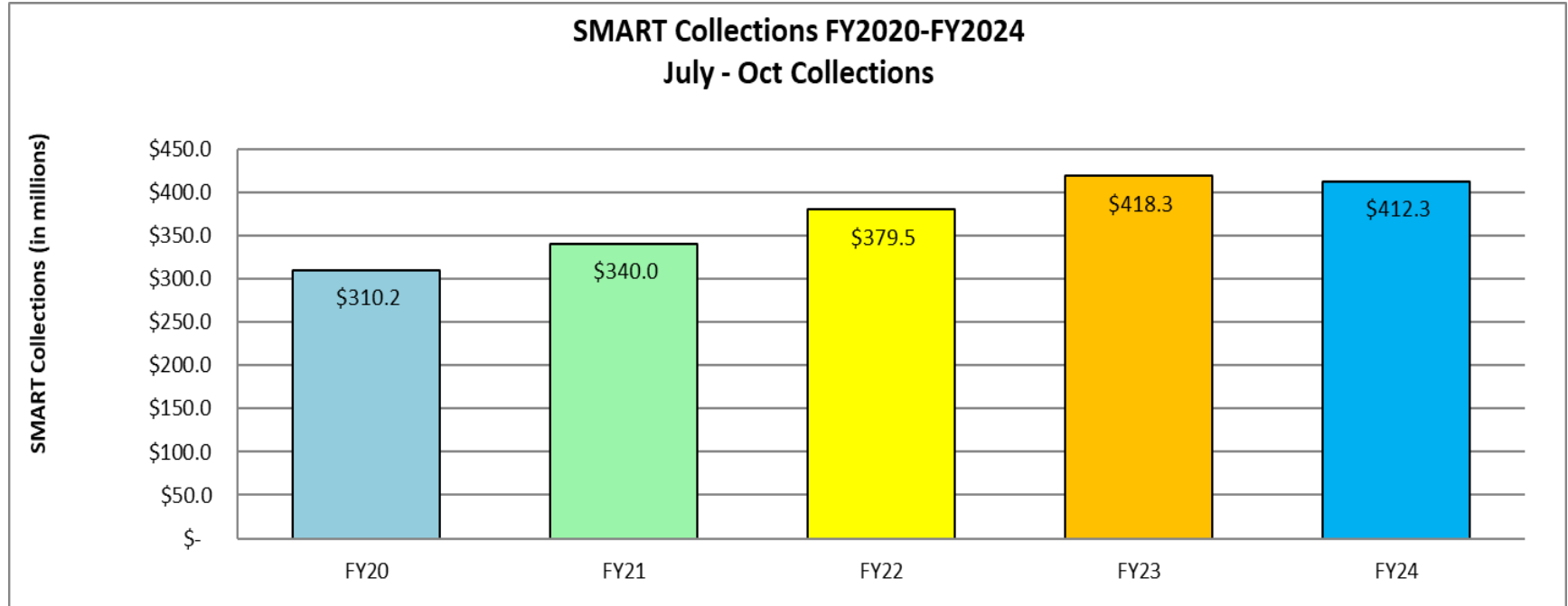
# SMART Collections Update







# SMART Collections Update





# Finance Update

---

- Sales Tax Collections Update
- **Grant Payments Update**
- FY 2024 Budget Update

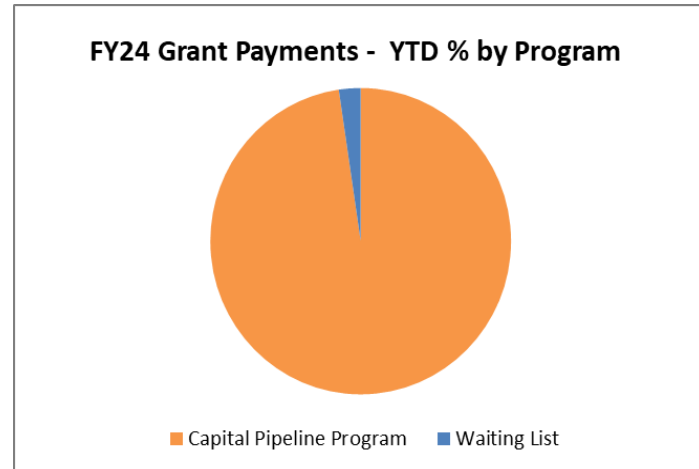
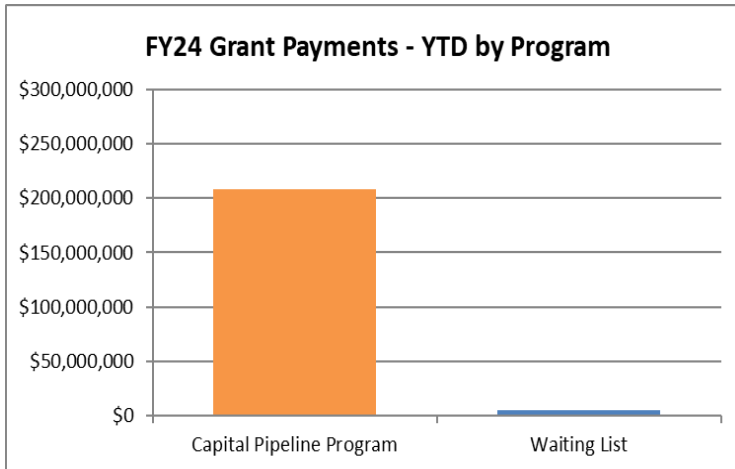


# Grant Payments Update

## FY24 YTD Grant Payments Summary\*

Program	Grant Payments	YTD % by Program	# Projects	# Districts
Capital Pipeline Program	\$ 208,333,149	98%	111	81
Waiting List	\$ 4,969,563	2%	7	5
<b>Total</b>	<b>\$ 213,302,712</b>	<b>100%</b>	<b>118</b>	<b>85</b>

\*Reflects grant payment data as of Nov. 24, 2023.





# Finance Update

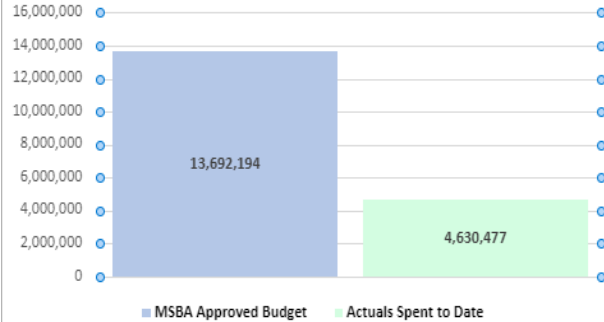
---

- Sales Tax Collections Update
- Grant Payments Update
- **FY 2024 Budget Update**

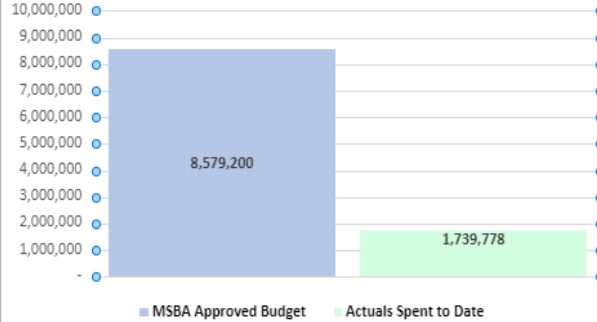


# Fiscal Year 2024 Budget vs Actuals

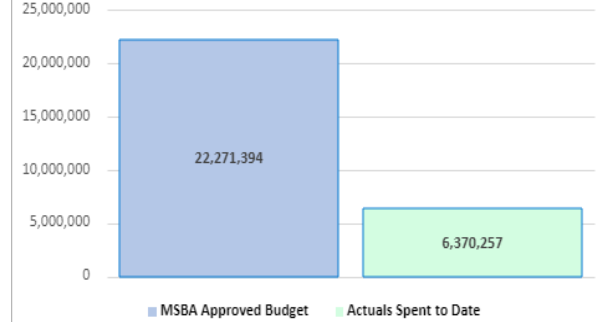
### Total Admin Expenses



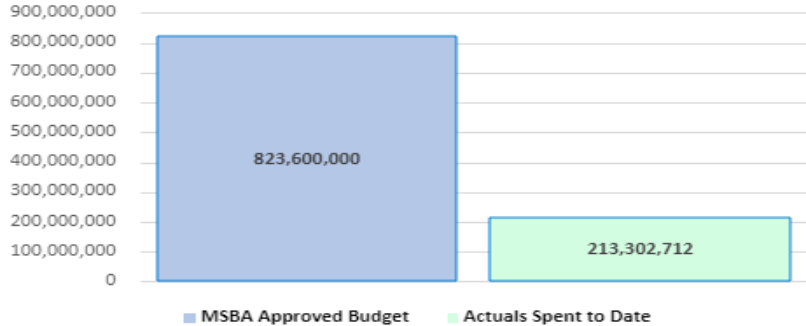
### Total Capital Pipeline Support Services



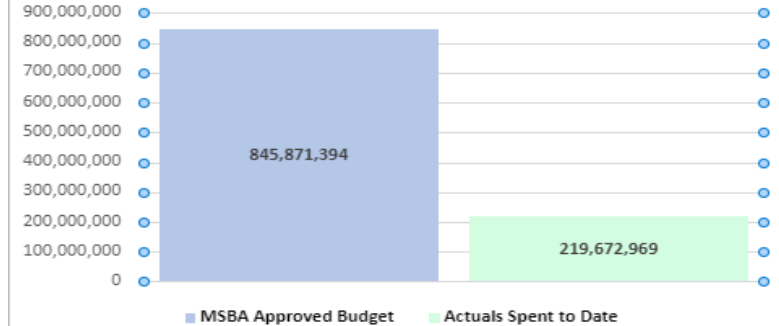
### Total Operating Expenses



### Total Grant Program



### Total Operating & Capital Budget





# Fiscal Year 2024 Spending

