

Massachusetts School Building Authority

Deborah B. Goldberg, State Treasurer and Receiver-General

Chairperson

James MacDonald

Chief Executive Officer

Jack McCarthy

Executive Director



Board Meeting

March 1, 2023



Table of Contents

Project Votes

- Invitation to Feasibility Study | Vote
- Re-categorization of Previous Board Invitation from Eligibility to Feasibility Study | Vote
- Project Removal from Accelerated Repair Program | Vote
- Authorization to Execute Project Funding Agreement- Accelerated Repair Program, Estimated Maximum Total Facilities Grant of \$15,666,552 | Vote
- Amendment to Feasibility Study Agreement | Vote
- Recommendation for Preferred Schematic Design | Vote

Audit Update

- Audit Status Report
- Approval of Final Audits with no appeals, MSBA Capital Pipeline Projects grants of \$31,508,544 | Vote

MSBA Updates

- Executive Director's Report
- Project Status Updates
 - Project Overview Report

Finance Update

- Sales Tax Collection | Update
- Grant Payments | Update
- FY23 Budget | Update

Legal

Executive Session



Project Votes



Invitation to Feasibility Study | **Vote**

District	School
Lexington	Lexington High School
Millis	Millis Middle / High School
Reading	J. Warren Killam Elementary School



Re-categorization of Previous Board Invitation from Eligibility to Feasibility Study | **Vote**

District	School
North Adams	Greylock Elementary School



Project Removal from Accelerated Repair Program | **Vote**

District	School	Invitation Date
Shutesbury	Shutesbury Elementary School	October 26, 2022



Authorization to Execute Project Funding Agreement- Accelerated Repair Program | **Vote**

District	School	Scope	Total Project Budget	Estimated Maximum Total Facilities Grant
Lowell	Dr. An Wang Middle School	Roof, Boilers	\$5,707,748	\$3,700,590
	Henry J. Robinson Middle School	Roof, Window/ Doors	\$10,375,558	\$6,974,257
	John J. Shaughnessy Elementary School	Boiler	\$1,225,175	\$752,838
	S. Christa McAuliffe Elementary School	Roof	\$4,046,649	\$2,348,448
Shrewsbury	Oak Middle School	Window/ Door	\$3,899,876	\$1,890,419
Total			\$25,255,006	\$15,666,552



Amendment to Feasibility Study Agreement | **Vote**

District	School
Revere	Revere High School



Recommendation for Preferred Schematic Design | **Vote**

District	School	Project Scope	Estimated Total Construction	Estimated Total Project Costs
Tri-County Regional School District	Tri-County Regional Vocational High School	New	\$231,818,582	\$279,898,689
Total			\$231,818,582	\$279,898,689



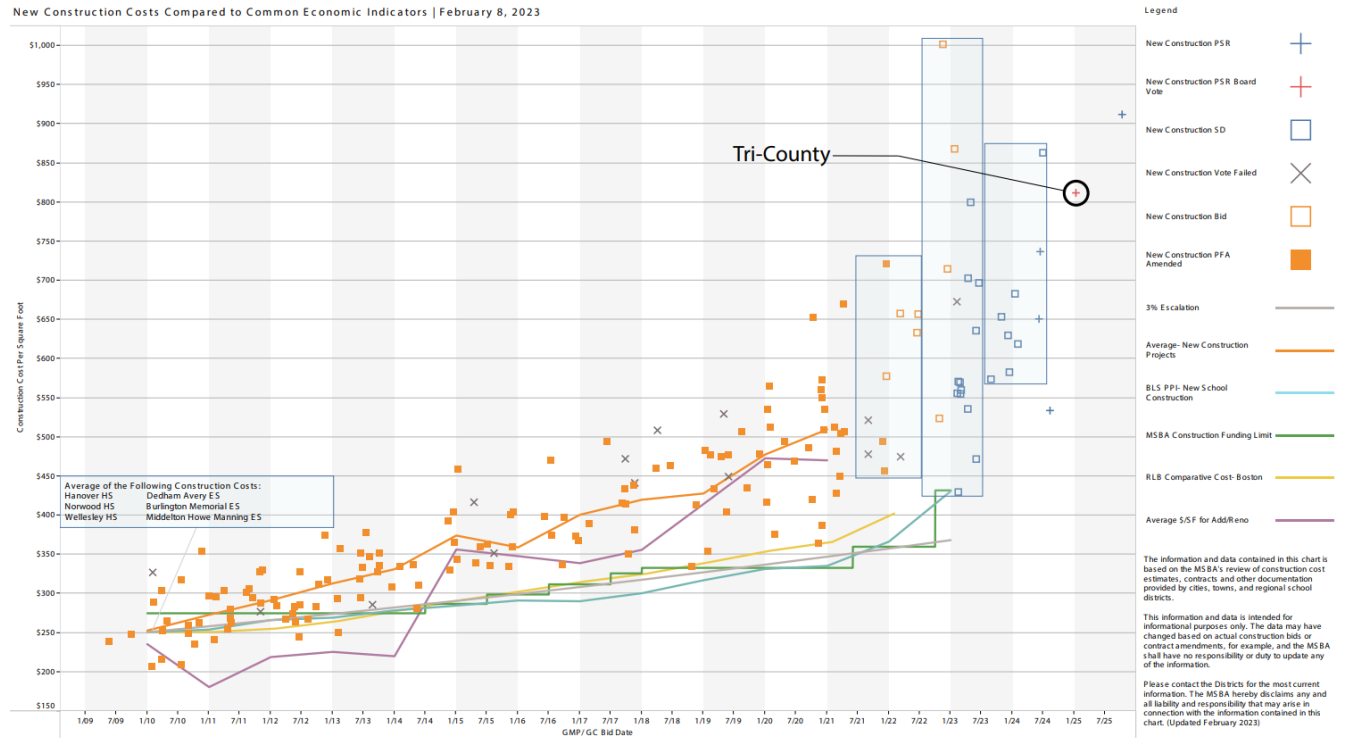
Tri-County Regional Vocational Technical High School

- Year Opened: 1977
- Current Grade Configuration: 9-12
- Agreed Upon Grade Configuration: 9-12
- Agreed Upon Enrollment: 1,000
- Proposed Scope of Project: New Construction
- Existing Square Footage: 285,000
- Proposed Square Footage: 285,500
- Estimated Total Construction Cost of Preferred Schematic: \$231,818,582



Tri-County Regional Vocational Technical High School

Preferred Schematic Design | Tri-County



The information and data contained in this chart is based on the MSBA's review of construction cost estimates, contracts and other documentation provided by cities, towns, and regional school districts.

This information and data is intended for informational purposes only. The data may have changed based on actual construction bids or contract amendments, for example, and the MSBA shall have no responsibility or duty to update any of the information.

Please contact the Districts for the most current information. The MSBA hereby disclaims any and all liability and responsibility that may arise in connection with the information contained in this chart. (Updated February 2023)



Audit Update



Audit Status Update


Capital Pipeline Program

■ Today's Vote

Completed Projects

Projects
Currently Have
Executed FSA
and PFA

Estimated Costs
Remaining

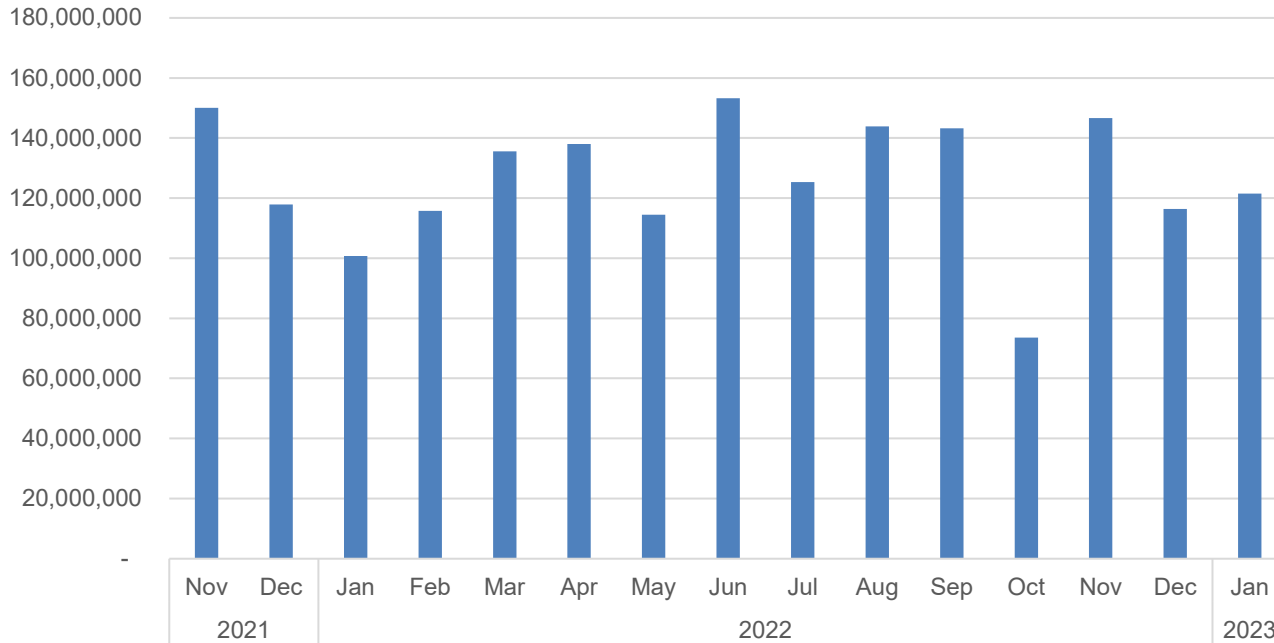


*Estimated based on Total Project Budgets from executed funding agreements and submitted costs as of February 14, 2023.



Capital Pipeline Program | Monthly Audited Project Costs

- Rolling 12 month submitted costs monthly average of \$126.4 million
- Total 12 Month Audited Costs = \$1.51 billion





Capital Pipeline Program | Closeout Audits

Today's Vote: March 1st, 2023 Approval of Final Audits – Capital Pipeline Projects

	MSBA ID	District Name	School Name	Project Type	Project Scope	Reimb. Rate	Total Project Budget	Final Costs Submitted	Ineligible Costs	Basis for Final Total Facilities Grant	Authorized Grant for Cap Reconciliation	Final Total Facilities Grant	Grant Reconciliation FY	Additional Savings in Final Audit Grant for Cap Reconciliation	
1	201900560015	Chelmsford	South Row	Accelerated Repair	Roof	50.16%	\$516,646	\$516,363	\$39,927	\$476,436	\$259,149	\$238,980	ARP FY20	\$20,169	
2	201900830005	East Bridgewater	Central	Accelerated Repair	Roof	57.74%	\$2,222,224	\$1,831,614	\$205,182	\$1,626,432	\$1,172,007	\$939,102	ARP FY20	\$232,905	
3	202001280505	Haverhill	Haverhill High	Accelerated Repair	Roof	76.84%	\$1,079,029	\$887,052	\$72,302	\$814,750	\$971,417	\$626,054	ARP FY21	\$345,363	
4	201002480035	Revere	Staff Sergeant James J. Hill Elementary School	Core Program	New Construction	80.00%	\$45,402,396	\$41,018,661	\$5,878,287	\$35,140,374	\$29,551,048	\$28,112,299	FY13	\$1,438,749	
5	201802810023	Springfield	Milton Bradley School	Accelerated Repair	Roof	80.00%	\$2,119,205	\$2,002,075	\$11,939	\$1,990,136	\$2,032,712	\$1,592,109	ARP FY19	\$440,603	
							TOTAL	\$51,339,500	\$46,255,765	\$6,207,637	\$40,048,128	\$33,986,333	\$31,508,544		\$2,477,789

*The Fiscal Years highlighted in bold are not included in the original FY08-FY16 Grant Reconciliation summary.



MSBA Updates

- Project Status Updates
 - Project Overview Report



Project Visits/ Meetings and Local Votes

- Since the December 21st Board meeting, the MSBA has visited or spoken with 21 projects.
- 2 Districts have voted affirmatively to appropriate feasibility study funds or full project funds as of March 1, 2023.

Project Visits/Meetings		Local Votes	
Amesbury	Lowell	Feasibility Study Funds	Full Project Funds
Andover	Orange	North Attleborough	Winchester
Arlington	Peabody		
Ashland	Rockland		
Boston	Stoneham		
Braintree	Springfield		
Bristol- Plymouth	Swampscott		
Dennis-Yarmouth	Tri-County		
Gloucester	Waltham		
Lawrence	Westwood		
	Worcester		



Project Visits/Meetings

Upcoming site visits and calls anticipated in March and April:

Project Visits/Meetings	
Amesbury	Lawrence
Andover	Lowell
Arlington	Orange
Ashland	Pentucket
Boston	Worcester
Braintree	



Accelerated Repair – Bid Summary

2020 Accelerated Repair Program

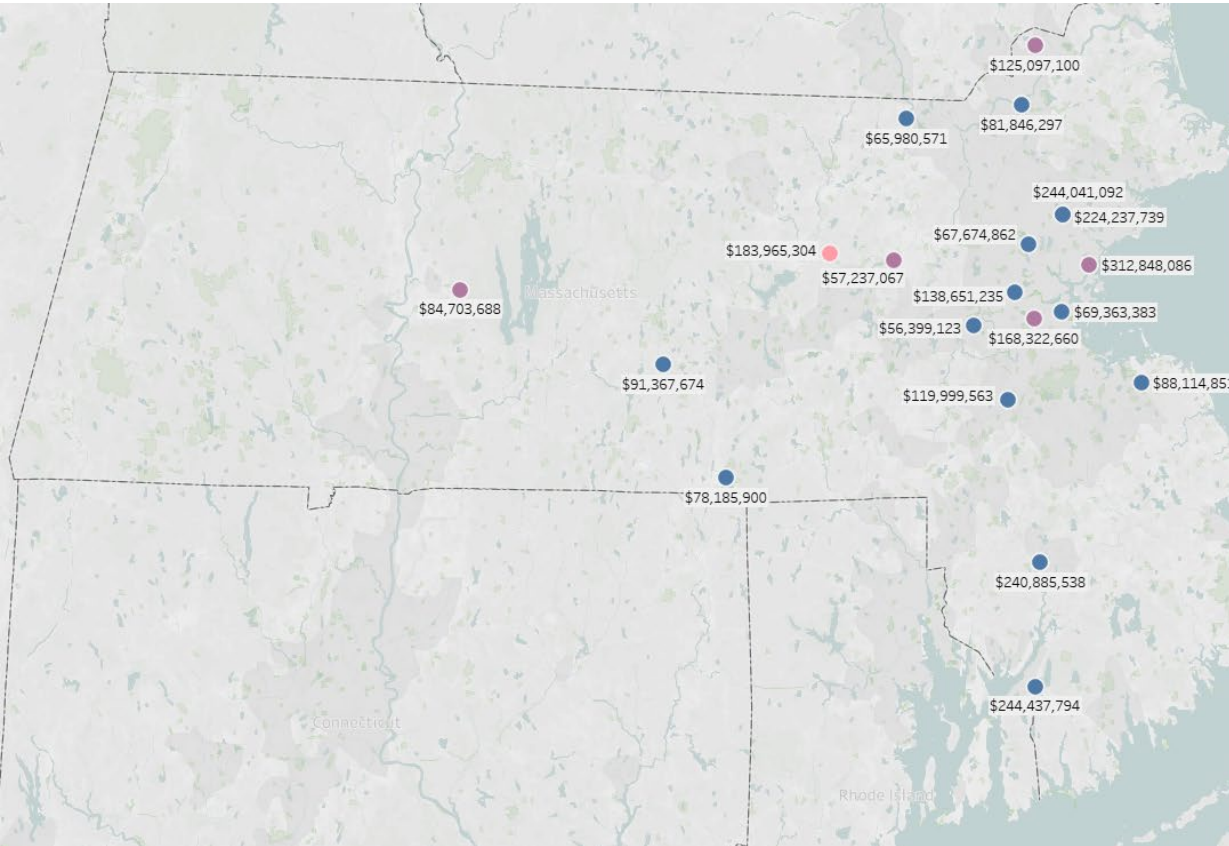
- 14 of the 20 reported projects bid within the estimated budget
- Remaining 2 projects are anticipated to bid by the April Board of Directors meeting

2021 Accelerated Repair Program

- 8 of the 10 reported projects bid within the estimated budget
- Additional 5 projects are anticipated to bid by the April Board of Directors meeting



Upcoming MSBA Bids

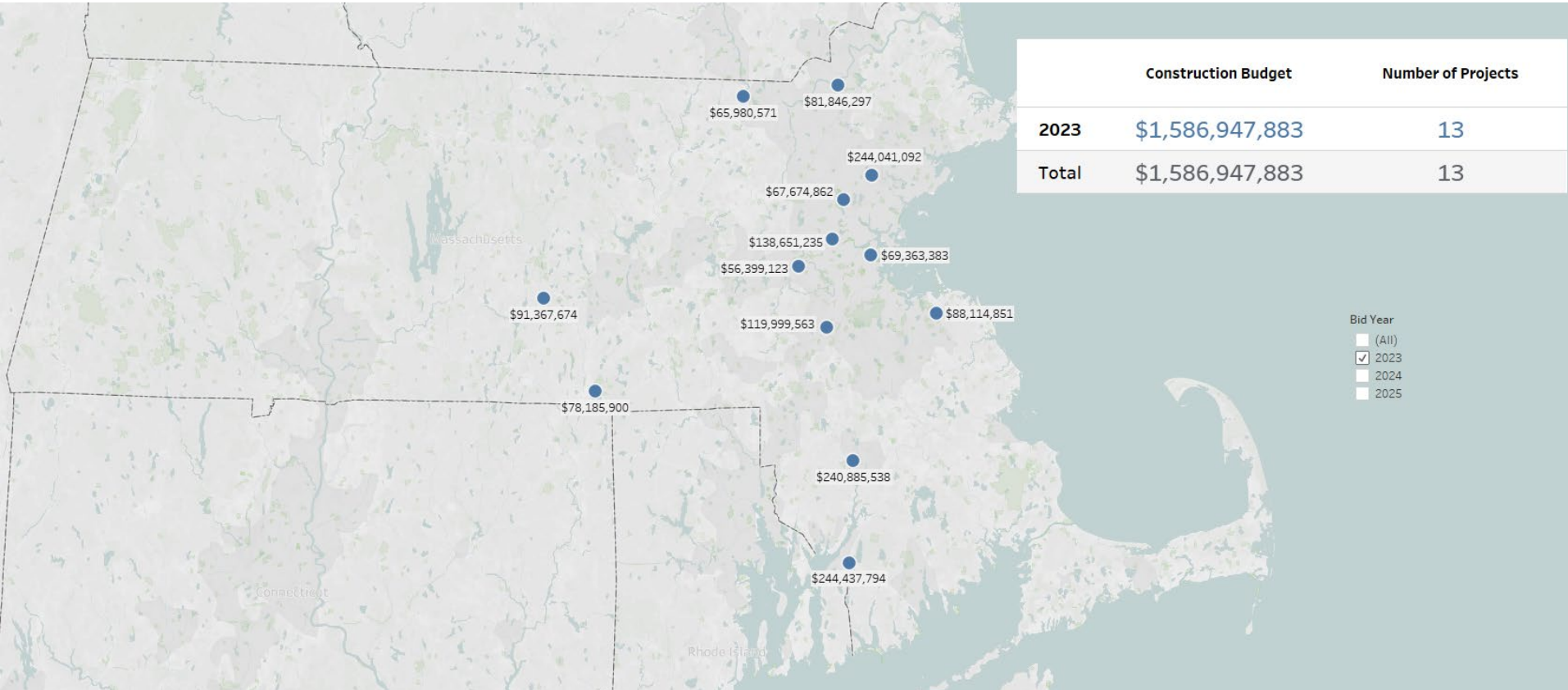


	Construction Budget	Number of Projects
2023	\$1,586,947,883	13
2024	\$972,446,340	6
2025	\$183,965,304	1
Total	\$2,743,359,527	20

- Bid Year
- (All)
 - 2023
 - 2024
 - 2025

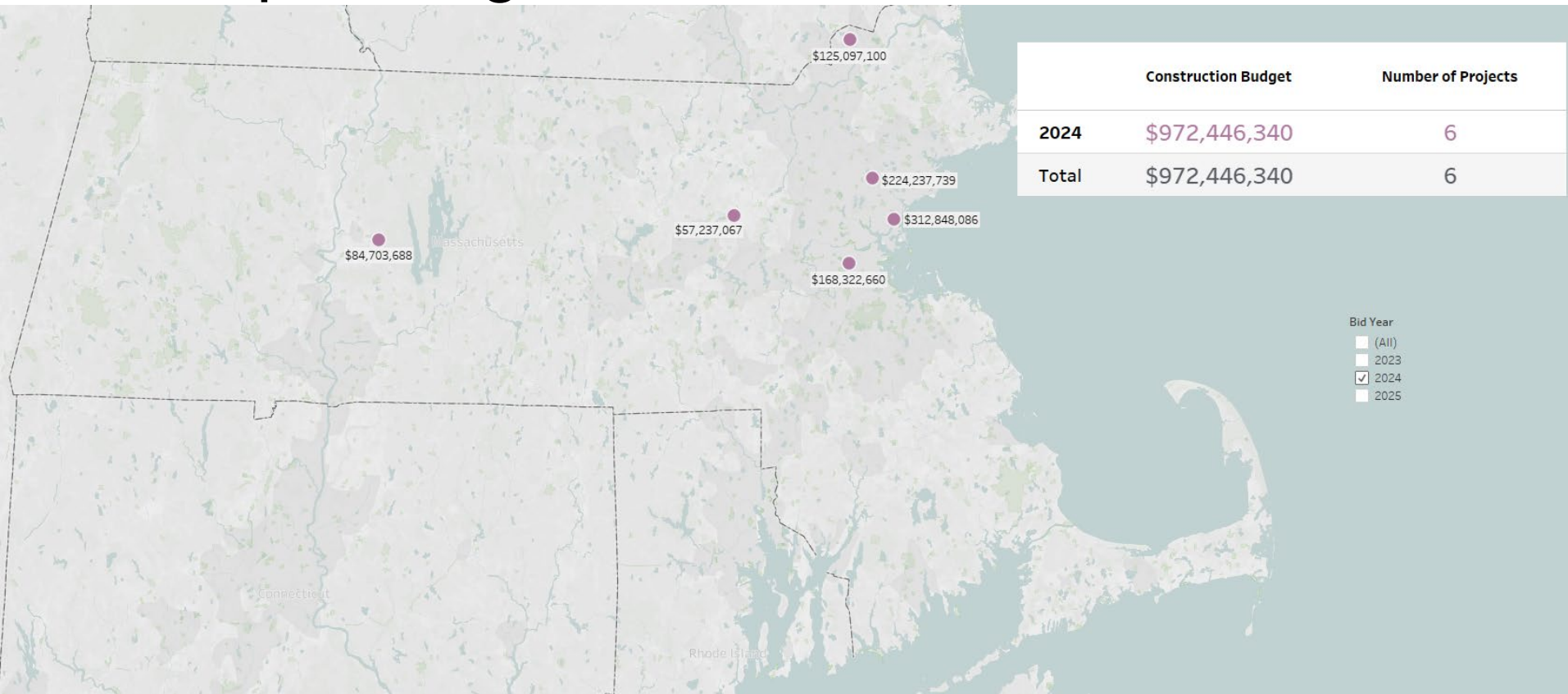


Upcoming MSBA Bids 2023





Upcoming MSBA Bids 2024

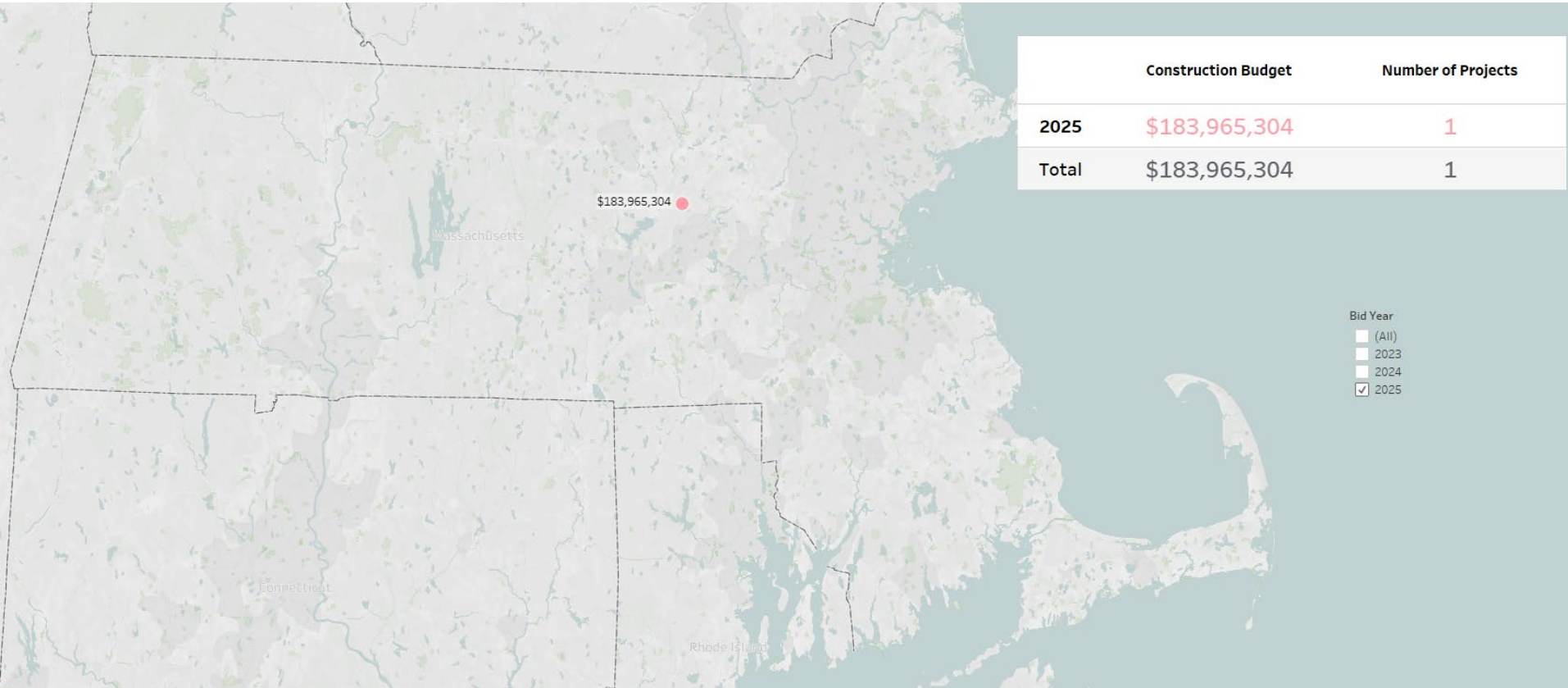


	Construction Budget	Number of Projects
2024	\$972,446,340	6
Total	\$972,446,340	6

- Bid Year
- (All)
 - 2023
 - 2024
 - 2025



Upcoming MSBA Bids 2025





Core Program - Anticipated Bids

Anticipated Sub-Bids in March, April, and May:

- March – Wellesley (CMR), Boston Carter (CMR), Watertown (DBB)
- April – Lawrence Leahy (DBB)
- May – Norwood (CMR)

Anticipated DBB Bids or GMP Executions in March, April, and May:

- March – Groton-Dunstable (CMR), Somerset (CMR), Westfield (DBB)
- April – Watertown (DBB), Wellesley (CMR), Boston Carter (CMR)
- May – Lawrence Leahy (DBB)



Core Program – Bid Results 2022

- 11 projects received sub-bids in 2022, 10 reported DBB bids or CMR executions
- 10 reported bids came in above the estimated budget. 11th project is in the process of redesigning and rebidding in 2023

District	School	Scope	Project Type	Bid Date	Construction Estimate *	Bid Amount *	Variance from Construction Estimate	Reim. Rate	Potential Grant Variance **
Ashland	David Mindess ES	New	CMR	3/8/2022	\$67,945,296	\$69,007,311	\$1,062,015	55.57%	\$0
Worcester	Doherty Memorial HS	New	CMR	6/15/2022	\$239,610,676	\$267,228,357	\$27,617,681	80.00%	\$0
Westwood	Paul R. Hanlon ES	New	DBB	6/22/2022	\$70,380,680	\$74,352,876	\$3,972,196	35.42%	\$0
Lawrence	Oliver Partnership School	Add/Reno	CMR	10/11/2022	\$105,160,310	\$117,444,070	\$12,283,760	80.00%	\$0
Peabody	William A. Welch Sr. ES	Add/Reno	CMR	10/19/2022	\$23,444,912	\$26,903,105	\$3,458,193	63.33%	\$0
Swampscott	Hadley ES	New	DBB	10/25/2022	\$77,937,159	\$80,609,000	\$2,671,841	44.68%	\$0
Boston	Josiah Quincy Upper School	New	CMR	11/15/2022	\$147,562,305	\$178,350,000	\$30,787,695	65.94%	\$0

*The construction estimate and bid amount include pre-construction services and alternates.

**These numbers are based on preliminary information received from the district and are subject to further review and calculation.



Core Program – Bid Results 2022

- 11 projects received sub-bids in 2022, 10 reported DBB bids or CMR executions
- 10 reported bids came in above the estimated budget. 11th project is in the process of redesigning and rebidding in 2023

District	School	Scope	Project Type	Bid Date	Construction Estimate *	Bid Amount *	Variance from Construction Estimate	Reim. Rate	Potential Grant Variance **
Nauset	Nauset Regional HS	Add/Reno	DBB	10/19/2022	\$104,708,165	\$134,384,000	\$29,675,835	43.39%	\$0
Andover	West Elementary	New	CMR	12/12/2022	\$119,578,907	\$136,561,316	\$16,982,409	40.47%	\$0
Stoneham	Stoneham High School	New	CMR	1/23/2023	\$153,677,188	\$176,242,415	\$22,565,227	55.10%	\$0
Total					\$1,110,005,598	\$1,261,082,450	\$151,076,852	-	\$0

*The construction estimate and bid amount include pre-construction services and alternates.

**These numbers are based on preliminary information received from the district and are subject to further review and calculation.



Core Program – Bid Results 2023

- 19 projects scheduled to receive sub-bids in 2023, 3 have reported DBB bids or CMR executions to date
- 3 reported bids came in above the estimated budget

District	School	Scope	Project Type	Bid Date	Construction Estimate *	Bid Amount *	Variance from Construction Estimate	Reim. Rate	Potential Grant Variance **
Randolph	Elizabeth G Lyons ES	New	DBB	1/25/2023	\$41,576,611	\$42,461,700	\$885,089	80.00%	\$0
Walpole	Bird Middle	New	CMR	2/14/2023	\$92,874,826	\$92,988,102	\$113,276	52.22%	\$0
Fitchburg	Crocker Elementary School	New	DBB	2/14/2023	\$49,774,500	\$57,872,519	\$8,098,019	80.00%	\$0
Total					\$184,225,937	\$193,322,321	\$9,096,384	-	\$0

*The construction estimate and bid amount include pre-construction services and alternates.

**These numbers are based on preliminary information received from the district and are subject to further review and calculation.



Core Program – Additional Local Funding Update

- Projects below have reported additional local project funding following Project Scope and Budget approval
- Budget increases will be incorporated into each Project Funding Agreement by bid amendment
- Projects also identified in the Project Variance section of the Project Overview Report and the Capital Planning Data & Information: Cost Data page of the MSBA website

District	School	Scope	Construction Estimate *	Total Project Budget	Maximum Total Facilities Grant	Additional Funding **
Andover	West ES	New	\$119,178,907	\$151,661,968	\$38,442,820	\$16.40 M
Ashland	David Mindess ES	New	\$67,945,296	\$84,387,000	\$27,008,753	\$0.25 M
Boston	Josiah Quincy Upper School	New	\$147,562,305	\$193,591,467	\$54,075,966	\$30.30 M
Fitchburg	Crocker ES	New	\$49,774,500	\$65,032,984	\$42,145,758	\$11.60 M
Groton-Dunstable	Florence Roche School	New	\$61,741,339	\$78,650,734	\$26,503,001	\$9.50 M
Lawrence	Oliver Partnership School	Add/Reno	\$105,160,310	\$132,300,000	\$61,647,551	\$15.50 M
Lowell	Lowell HS	Add/Reno	\$271,244,856	\$343,399,220	\$215,992,406	\$38.50 M

*The construction estimate includes pre-construction services and alternates.

**These numbers are based on preliminary information received from the district and are subject to further review and calculation.



Core Program – Additional Local Funding Update

- Projects below have reported additional local project funding following Project Scope and Budget approval
- Budget increases will be incorporated into each Project Funding Agreement by bid amendment
- Projects also identified in the Project Variance section of the Project Overview Report and the Capital Planning Data & Information: Cost Data page of the MSBA website

District	School	Scope	Construction Estimate *	Total Project Budget	Maximum Total Facilities Grant	Additional Funding **
Nauset	Nauset Regional HS	Add/Reno	\$104,708,165	\$131,825,665	\$36,676,476	\$38.10 M
Peabody	William A. Welch Sr. ES	Add/Reno	\$23,444,912	\$29,973,821	\$17,628,004	\$3.50 M
Randolph	Elizabeth G. Lyons ES	New	41,576,611	\$50,384,511	\$27,558,249	\$0.99 M
Stoneham	Stoneham HS	New	\$153,677,188	\$189,593,594	\$48,968,062	\$24.99 M
Swampscott	Hadley ES	New	\$77,937,159	\$98,316,523	\$32,572,001	\$2.91 M
Westwood	Paul R. Hanlon ES	New	\$70,380,680	\$87,820,386	\$18,235,725	\$2.00 M
Worcester	Doherty Memorial HS	New	\$239,610,676	\$293,384,178	\$135,241,024	\$24.67 M

*The construction estimate includes pre-construction services and alternates.

**These numbers are based on preliminary information received from the district and are subject to further review and calculation.



Finance Update

- **Sales Tax Collections Update**
- Grant Payments Update
- FY 2023 Budget Update



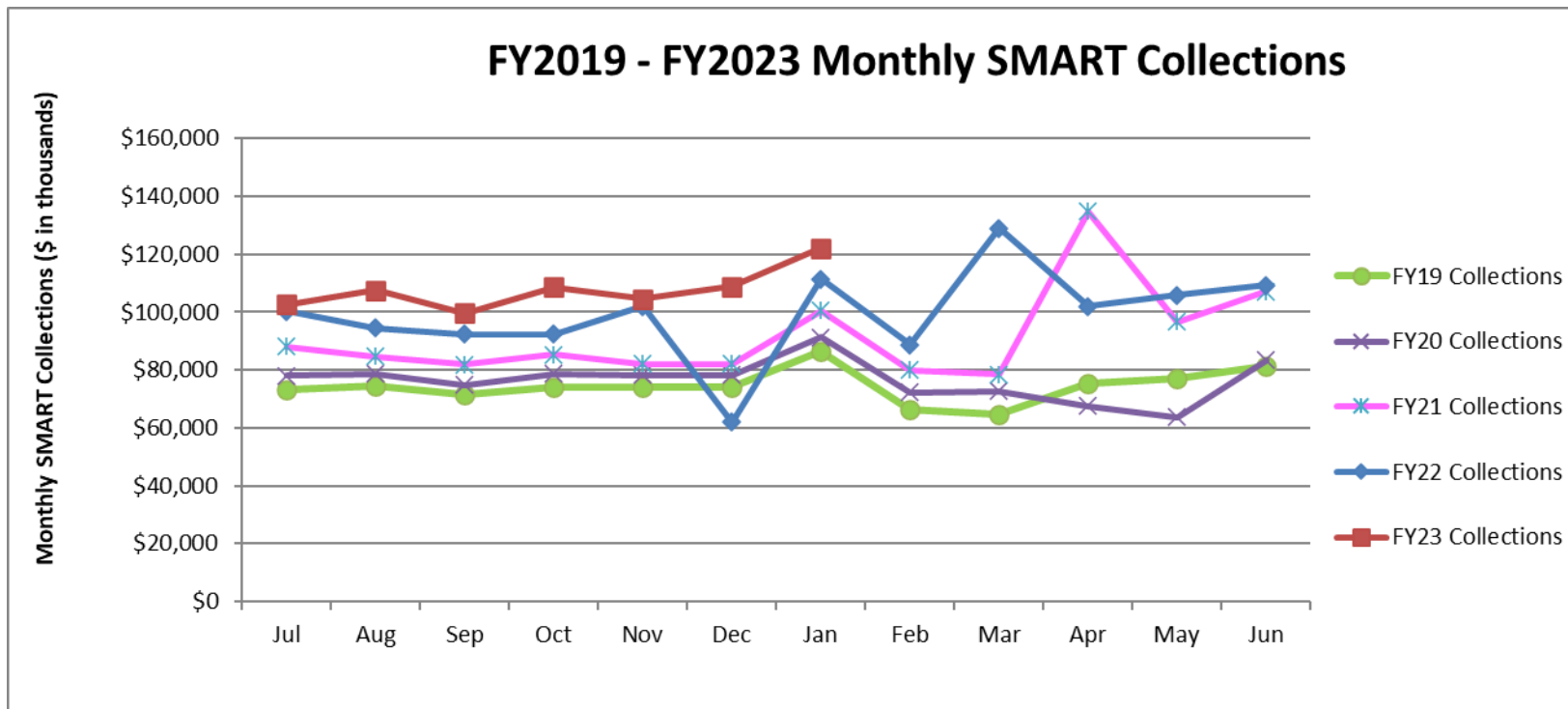
SMART Collections Update

	Jul	Aug	Sep	Oct	Nov	Dec	Jan	Feb	Mar	Apr	May	Jun	YTD
FY22 Receipts	\$ 100,316	\$ 94,496	\$ 92,282	\$ 92,365	\$ 102,050	\$ 61,929	\$ 111,428	\$ 88,825	\$ 128,888	\$ 101,940	\$ 105,788	\$ 109,367	\$ 1,189,674
\$ Change vs. FY21	\$ 12,208	\$ 9,789	\$ 10,413	\$ 7,073	\$ 20,072	\$ (20,110)	\$ 10,850	\$ 8,832	\$ 50,446	\$ (32,756)	\$ 9,235	\$ 2,140	\$ 88,192
% Change vs. FY21	13.86%	11.56%	12.72%	8.29%	24.48%	-24.51%	10.79%	11.04%	64.31%	-24.32%	9.57%	2.00%	8.01%
FY23 Receipts	\$ 102,528	\$ 107,609	\$ 99,629	\$ 108,557	\$ 104,474	\$ 108,859	\$ 122,161						\$ 753,817
\$ Change vs. FY22	\$ 2,212	\$ 13,113	\$ 7,347	\$ 16,192	\$ 2,424	\$ 46,930	\$ 10,733						\$ 98,951
% Change vs. FY22	2.21%	13.88%	7.96%	17.53%	2.38%	75.78%	9.63%						15.11%

- FY 23 collections through January are \$99 million (15.11%) higher than same period of FY 22

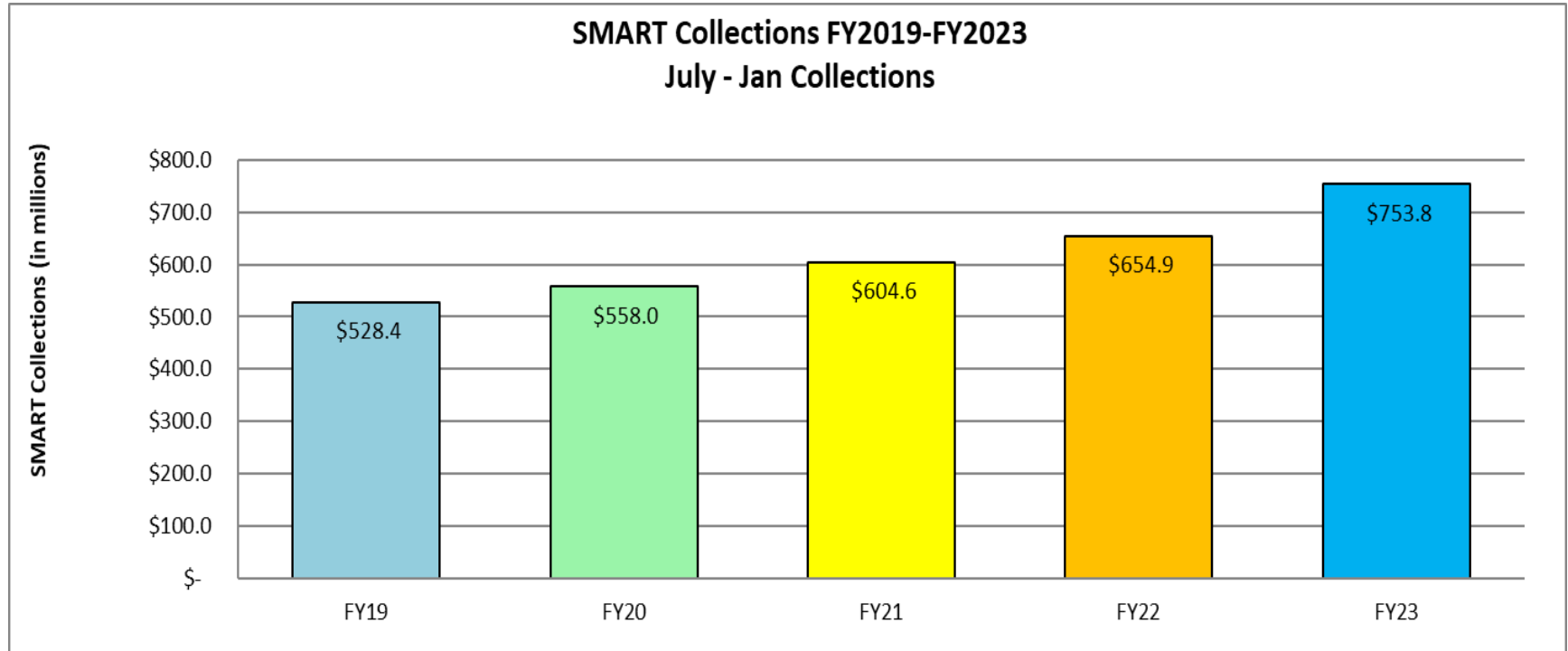


SMART Collections Update





SMART Collections Update





Finance Update

- Sales Tax Collections Update
- **Grant Payments Update**
- FY 2023 Budget Update

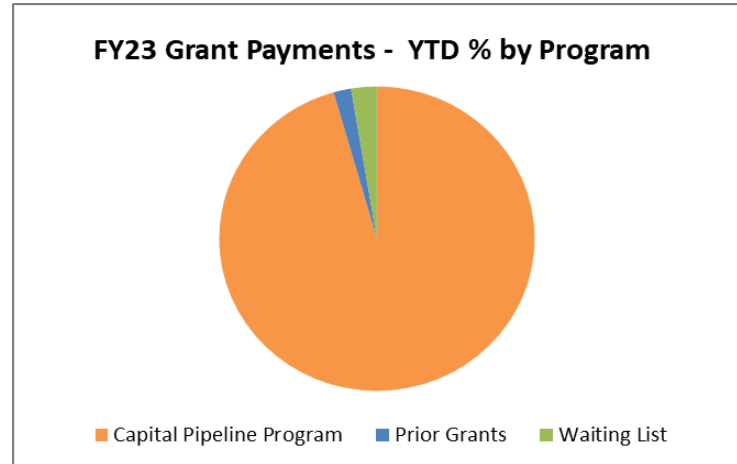
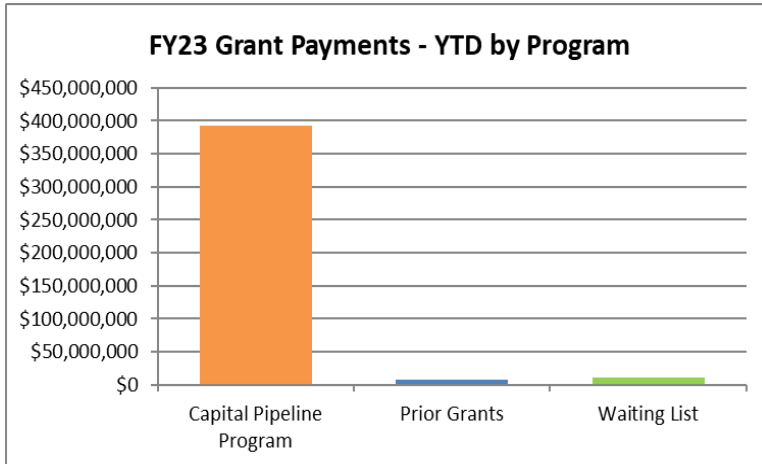


Grant Payments | FY2023 YTD Update

FY23 YTD Grant Payments Summary*

Program	Grant Payments	YTD % by Program	# Projects	# Districts
Capital Pipeline Program	\$ 392,372,876	95%	110	87
Prior Grants	\$ 7,349,282	2%	9	9
Waiting List	\$ 10,728,597	3%	17	13
Total	\$ 410,450,755	100%	136	103

*Reflects grant payment data as of Feb. 9, 2023.





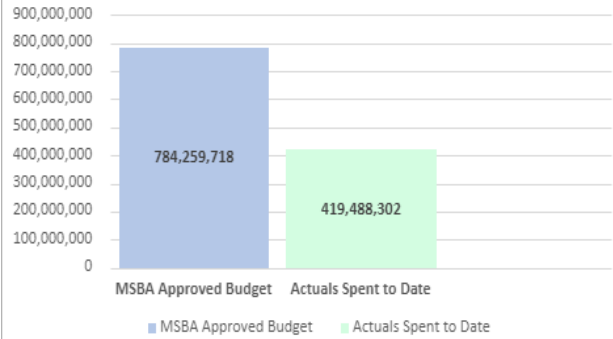
Finance Update

- Sales Tax Collections Update
- Grant Payments Update
- **FY 2023 Budget Update**

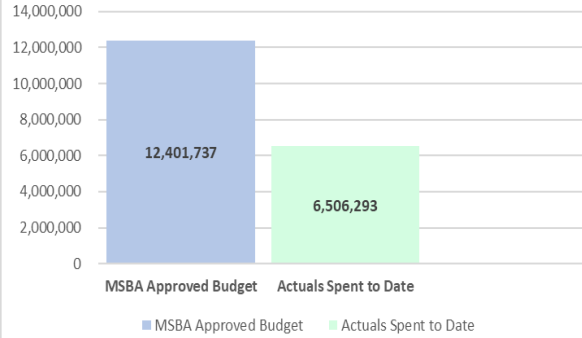


Fiscal Year 2023 Budget vs Actuals

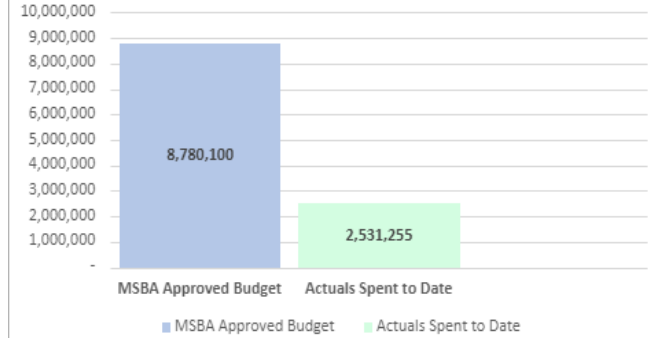
Total Operating & Capital Budget



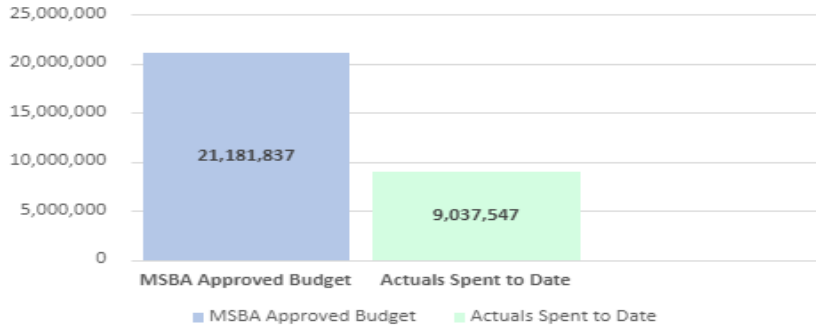
Total MSBA Expenses



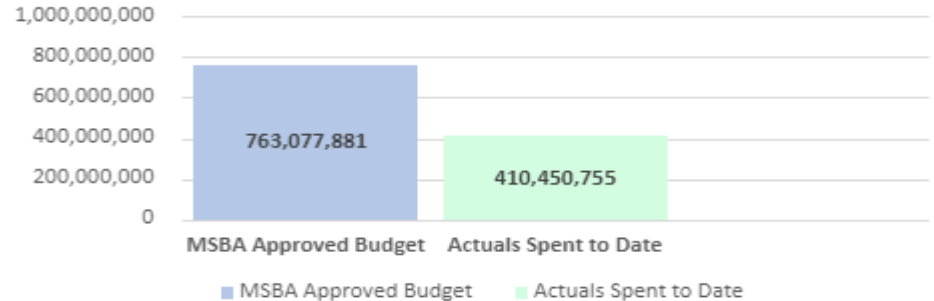
Total Capital Pipeline Support Services



Total Operating Expenses



Total Grant Program





Fiscal Year 2023 Spending to date

