

Massachusetts School Building Authority

CAPITAL PLANNING PROJECT OVERVIEW REPORT

January 8, 2016

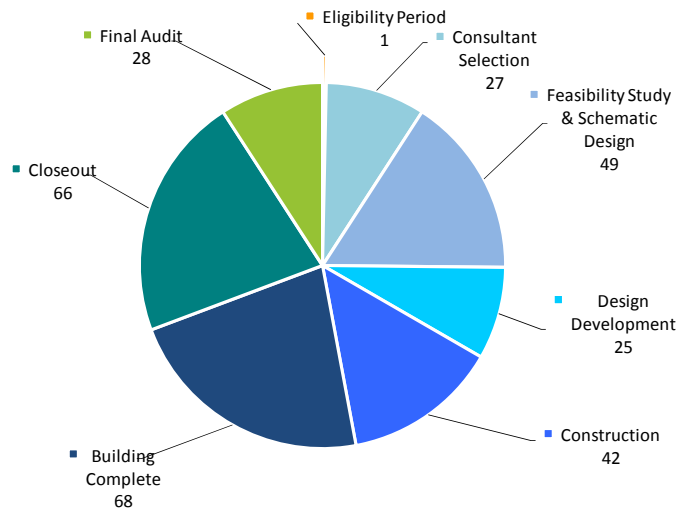
TABLE OF CONTENTS

Capital Pipeline Overview	2
Statements of Interest (SOIs)	3
Core Program	4 - 11
Eligibility Period	4
Consultant Selection	5 - 6
Feasibility Study	7
Schematic Design	8
Commissioning	9
Design Development	10
Summary of Bid Data.....	10
Construction	11
Accelerated Repair Program	12 - 15
Project Variances	16
<i>Appendix</i>	
<i>(A) Project Status List</i>	
<i>(B) 2016 Estimated Bid Dates</i>	
<i>(C) Construction Status Report</i>	

CAPITAL PIPELINE OVERVIEW

Current Projects Status

A total of 306 projects that have received invitations from the Board of Directors (“Board”) to collaborate with the MSBA are currently in the MSBA’s Eligibility Period and Capital Pipeline. The summary chart provides the number of projects in Eligibility Period and each phase of the Capital Pipeline. For a detailed look at the Capital Pipeline projects, please go to www.massschoolbuildings.org/building and select “Capital Pipeline Status Chart”.



2015 Progress Report

- SOI 2015
 - 97 Core Program SOIs were received; and recommendations for the 2015 SOI opening are anticipated at the January 2016 Board meeting.
 - 2015 ARP SOIs were finalized with recommendations for invitation issued for 24 districts, representing 44 projects, at the June 3, 2015 Board meeting.
- SOI 2016
 - The SOI System for SOI consideration in 2016 opened on January 8, 2016.
- Eligibility Period
 - The remaining district in Eligibility Period is being recommended for an invitation to Feasibility Study at the January Board meeting.
- Feasibility Study/Schematic Design
 - One district received MSBA approval for selection of an Owner’s Project Manager (“OPM”).
 - Two districts have completed their designer selection.
- Accelerated Repair Program
 - From the 2015 SOI opening, all districts have completed preliminary requirements and have been assigned consultants. One district was recommended for a Project Funding Agreement at the November 2015 Board meeting, 15 districts are anticipated at the January Board meeting, with the remaining eight districts being presented at the March and May Board meetings.
- Construction Costs – Core Program
 - Of the 14 bids and/or executions of a GMP in 2015, 13 have been reported to date.
 - Of the 13, 10 bids came in within the estimated budget.
- Substantial Completion
 - Of the 24 districts anticipating substantial completion in 2015, 23 have declared substantial completion as of this report.
 - 13 projects are projecting substantial completion in 2016.

STATEMENTS OF INTEREST (SOIs)

2016 SOI Process

The Fiscal Year 2016 SOI filing period opens on January 8, 2016. The deadline to file SOIs for consideration in the Accelerated Repair Program (“ARP”) is Friday, February 12, 2016.

The SOI filing period for districts submitting for consideration in the Core Program, which is primarily for projects beyond the scope of Accelerated Repair, including extensive repairs, renovations, addition/renovations, and new school construction, is Friday, April 8, 2016.

CORE PROGRAM

Eligibility Period

There is one district remaining in Eligibility Period, and it has secured funding.

An agreed-upon enrollment is a key pre-requisite for the MSBA to commence a Feasibility Study with a district. To begin the enrollment projection process, a district must file enrollment information utilizing the MSBA’s online enrollment projection tool. The remaining district has completed its online enrollment projection information and has signed its enrollment certification.

Based upon the schedule anticipated by the district for completion of Eligibility Period requirements, staff anticipates recommending this district in Eligibility Period for an Invitation to Feasibility Study at the January Board meeting.

District	School	Date of Invitation to Eligibility Period	30 days	60 days	90 days		180 days		270 days	Date of Invitation to Feasibility Study (Estimated)
			ICC	SBC	Online Enrollment Projection Info	Ed Profile Questionnaire	Maintenance Documents	Enrollment Certification	Local Authorization	
Everett	George Keverian School	3/25/15	x	x	x	x	x	x	x	1/27/16

Staff will be recommending SOI’s from the SOI 2015 submittals for Invitation to Eligibility Period at the January 2016 Board meeting.

Consultant Selection

OPM Selection

After the district has completed all Eligibility Period requirements and has received a Board Invitation to Feasibility Study, the district procures an Owner’s Project Manager (“OPM”). Since the last report, one district has completed its OPM selection as shown shaded in the table below. Currently, there are 15 districts in the Capital Pipeline that are in the process of procuring an OPM.

District	School	Anticipated Selection
Saugus	Saugus HS	December 2015
Westport	Westport MS	January 2016
Lynn	Pickering MS	January 2016
Waltham	Waltham HS	January 2016
Boston	Boston Arts Academy	February 2016
Cape Cod RVTSD	Cape Cod RTHS	February 2016
Worcester	South High Community School	February 2016
Easthampton	Maple ES	March 2016
Attleboro	Attleboro HS	April 2016
Middleborough	Middleborough HS	April 2016
Lowell	Lowell HS	April 2016
Taunton	Mulcahey ES	April 2016
Bristol County Agricultural	Bristol County Agricultural HS	May 2016
Clarksburg	Clarksburg ES	May 2016
Fall River	BMC Durfee HS	June 2016
Holyoke	Lt. Elmer J. McMahon ES	TBD

Designer Selection

After a district has selected and executed a contract with an OPM, it selects a Designer utilizing either a local designer selection process for projects under \$5 million or the MSBA’s Designer Selection Panel (“DSP”) for projects over \$5 million. Since the last report, two districts have completed their Designer selection as shown shaded in the table below. There is currently one district in the Capital Pipeline that is in the process of procuring a Designer.

District	School	Anticipated Selection
Millis	Clyde F. Brown ES	November 2015
Ipswich	Winthrop ES	December 2015
Saugus	Saugus HS	February 2016

For additional information on the selected consultant teams, see Appendix A.

Feasibility Study

Once a district has procured an OPM and Designer, the district and its consultants must complete two Feasibility Study submittals, the Preliminary Design Program and the Preferred Schematic Report, prior to Board consideration to proceed into Schematic Design. Based on the most recent data and schedules provided to the MSBA by districts, the MSBA anticipates that eight districts will present their preferred schematic designs to the Board at the upcoming January, March, and May Board meetings.

District	School	Anticipated PS Board Date
Needham	Hillside ES	January 27, 2016
Stoughton	Stoughton HS	January 27, 2016
Amherst	Wildwood ES	March 30, 2016
Boston	Quincy Upper School	March 30, 2016
Hanover	Sylvester ES	March 30, 2016
Bourne	Peebles ES	May 25, 2016
Braintree	East MS	May 25, 2016
Millis	Clyde F. Brown ES	May 25, 2016

Schematic Design

Prior to consideration by the Board for Project Scope and Budget authorization, a district must submit a Schematic Design to the MSBA for review. Based on the most recent data and schedules provided to the MSBA by districts, the MSBA anticipates that eight districts will appear before the Board for Project Scope and Budget Agreement authorization at the upcoming January, March, and May Board meetings.

District	School	Anticipated PS&B Board Date
Billerica	Memorial HS	January 27, 2016
Granby	West Street ES	January 27, 2016
Minuteman RVTSD	Minuteman RVTHS	January 27, 2016
Mount Greylock RSD	Mount Greylock RHS	January 27, 2016
Dedham	Early Childhood Center	March 30, 2016
Newton	Cabot ES	March 30, 2016
Stoughton	Stoughton HS	May 25, 2016
Quincy	Sterling MS	May 25, 2016

Commissioning

The MSBA assigns a Commissioning Consultant once a district has secured local funding for the Board approved project. Since the last report, the MSBA has assigned Commissioning Consultants to nine additional projects presented in the table below.

District	School	Program	Estimated Const. Cost (million)	Commissioning Consultant	Contract Amount
Leicester	Leicester HS (Roof)	2015 ARP	\$2.10	Russo Barr Associates	\$47,435
Provincetown	Provincetown K-8 (Repairs)	Core	\$5.71	BVH Integrated Services	\$43,840
Hopkinton	Center ES	Core	\$35.14	RDK Engineers	\$89,915
Chicopee	2 schools (Roofs)	2015 ARP	\$3.13	Building Enclosure Associates	\$52,500
Springfield	4 Schools	2015 ARP	\$5.24	Building Enclosure Associates	\$97,000
Cambridge	Kennedy Longfellow (Roof)	2015 ARP	\$2.80	Thompson & Lichtner	\$34,270
North Reading	E. Ethel Little School (Roof)	2015 ARP	\$1.42	Thompson & Lichtner	\$33,270
West Bridgewater	Spring Street School (Roof)	2015 ARP	\$1.11	Thompson & Lichtner	\$31,100
Greenfield	Federal Street School	2015 ARP	\$4.70	Colliers International	\$59,851

To date, the MSBA has executed 340 Commissioning Consultant contracts, totaling \$24.4 million. To date, 184 contracts have been completed.

The table below represents the status of commissioning assignments sorted by the fiscal year in which the commissioning work orders were issued.

Fiscal Year	No. Work Orders Issued	Value of Work Orders Issued	Total Invoiced	Percent Complete
FY10	31	\$4,231,376	\$4,273,277	100%
FY11	95	\$6,132,890	\$6,046,179	99%
FY12	52	\$4,450,761	\$4,265,048	96%
FY13	55	\$3,364,697	\$2,937,419	87%
FY14	47	\$2,604,062	\$1,656,620	64%
FY15	44	\$2,277,711	\$809,013	36%
FY16	16	\$1,315,773	\$15,768	1%

Design Development

Once a district has secured local funding and has entered into a Project Funding Agreement with the MSBA, it enters into the Design Development phase. Currently, there are 25 projects in the Design Development phase with a total estimated construction cost of approximately \$497.3 million: 15 Accelerated Repair projects and 10 Core Program projects. The 10 Core Program projects in Design Development have a total estimated construction cost of approximately \$474.6 million and are listed below.

Elementary School Districts	Middle School Districts	High School Districts	Other Grade Configurations
Carver (PK-5) Hopkinton (PK-1) Narragansett (PK-5) New Bedford (PK-5) Woburn (K-5)	<u>Middle School Districts</u> Beverly (5-8) Westborough (7-8)	Pittsfield (9-12)	Brookline (K-8) Provincetown (K-8)

Summary of Bid Data

Based on the most recent data and schedules provided by the districts, the MSBA anticipates 14 projects will bid in 2015 and 11 projects will bid in 2016.

Year	Number of Projects	Design Basis for Enrollment	Project Budget	Construction Budget
2015	14	10,654	\$887.9 M	\$700.9 M
2016	11	5,500	\$639.3 M	\$526.1 M
Totals	25	16,154	\$1.53 B	\$1.23 B

Note: These numbers are based on preliminary information received from the District and are subject to further review and calculation.

Anticipated Bids in 2016:

- January – N/A
- February – Westborough (CMR)

For additional information on each of these projects, see Appendix B.

Construction

When a district issues a Notice to Proceed, the project is advanced to the Construction phase. Currently, there are 42 projects in the Construction phase with a total estimated construction cost of \$1.17 billion: 21 Accelerated Repair projects, one waitlist project, and 20 Core Program projects. This does not include the 68 projects that have reached substantial completion and are currently in the Building Complete phase. The 20 Core Program projects have a total estimated construction cost of \$1.12 billion and are listed below.

Elementary School Districts	Middle and Middle/High School Districts	High School Districts	Other Grade Configurations
Athol-Royalston RSD (PK-4) Gloucester (K-5) Milford (3-5) Northborough (K-5) Westfield* (K-5)	<p><u>Middle School Districts</u></p> Chelsea (5-8) Lynn (6-8) Peabody (6-8) Scituate (6-8) Wachusett RSD (6-8)	North Middlesex RSD (9-12) Plymouth (9-12) Winchester (9-12)	Abington (PK; 5-12) Haverhill (K-8) Holbrook (PK-12) Worcester (PK-6)
	<p><u>Middle/High School Districts</u></p> Boston - Dearborn MS (6-12) Lunenburg (6-12) Winthrop (6-12)		

**Note: Westfield, Abner Gibbs Elementary School, stopped construction in December of 2012 due to a preliminary injunction based upon project site status as Article 97 "Protected Land".*

For additional information on the construction status for each of these projects, see Appendix C.

ACCELERATED REPAIR PROGRAM

Currently there are a total of 83 districts, representing 172 projects, either active or completed in the Accelerated Repair Program. All new information that has been updated since the last report has been emphasized in italics.

Repair Program	Number of Districts	Number of Projects	Total Project Budgets	Maximum Facility Grants	Number of Projects Final Audit Approved
2015 Accelerated*	24	44	\$2,529,730	\$1,497,853	0
2014 Accelerated	34	47	\$108,410,084	\$65,388,035	0
2013 Accelerated	25	45	\$94,724,781	\$54,702,981	9
2012 Accelerated	24	36	\$63,009,653	\$38,267,952	28
Green	93	189	\$366,654,266	\$222,889,218	180

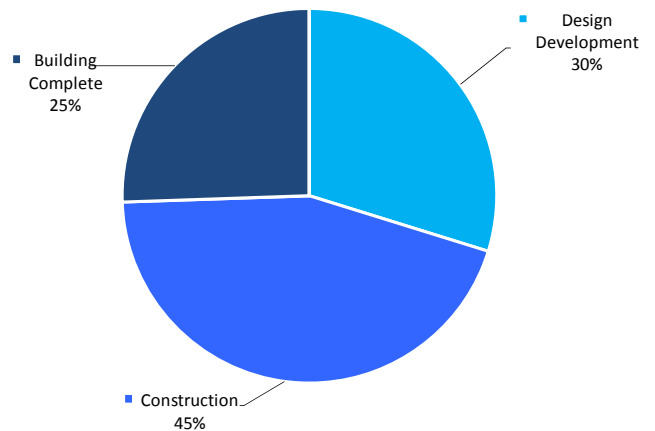
*Totals reflect projects approved for Project Funding Agreements as of the November 18, 2015 Board of Directors' Meeting.

2015 Accelerated Repair Program

- Invitations – 24 districts, representing 44 projects
 - Scope includes 22 roofs, 26 windows/doors and nine boilers
- Approved for Project Funding Agreements – one district, representing one project
- *Total Project Budgets - \$2,529,730*
- *MSBA Total Facilities Grants - \$1,497,853*
- *15 districts, representing 28 projects, are seeking PFA approval at the January 27, 2016 Board of Director's Meeting*
 - *The proposed combined Total Project Budgets and Maximum Facility Grants are \$85,334,092 and \$60,142,331 respectively.*

2014 Accelerated Repair Program

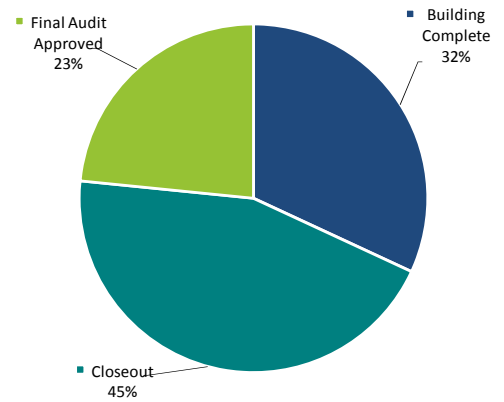
- Invitations – 36 districts, representing 51 projects
- SOI Removal – two districts, representing four projects
- Current 2014 ARP projects – 34 districts, representing 47 projects
 - Scope includes 20 roofs, 25 windows/doors and 13 boilers
- Approved for Project Funding Agreements – 34 districts, representing 47 projects
- Total Project Budgets - \$108,410,084
- MSBA Total Facilities Grants - \$65,388,035
- Four districts, representing six projects, required schedule extensions following PFA approval
- *86% of reporting projects bid within estimated budget*



2014 ARP Status Chart

2013 Accelerated Repair Program

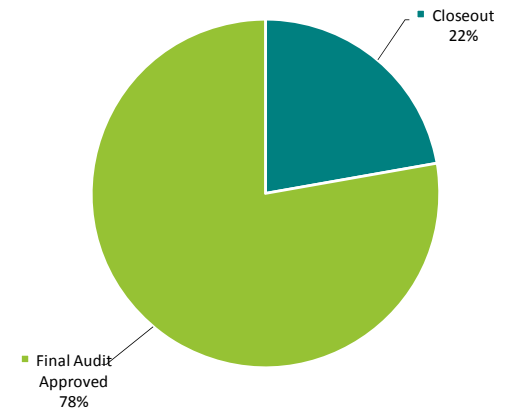
- Invitations – 28 districts, representing 50 projects
- SOI Removals – four districts, representing five projects
- Approved for Project Funding Agreements – 26 districts, representing 47 projects
- Active Projects – 25 districts, representing 45 projects
 - Scope includes 30 roofs, 13 windows/doors and seven boilers
- Total Project Budgets – \$94,724,781
- MSBA Total Facilities Grants – \$54,702,981
- Four districts, representing seven projects, required schedule extensions following PFA approval
- 82% of projects bid within estimated budget
- *Since the last report, projects that have reached substantial completion have increased from 89% to 100%*



2013 ARP Status Chart

2012 Accelerated Repair Program

- Invitations – 27 districts, representing 39 projects
- SOI Removals – three districts, representing three projects
- Approved Project Funding Agreements – 24 districts, representing 36 projects
 - Scope includes 21 roofs, 11 windows/doors and seven boilers
- Total Project Budgets – \$63,009,653
- MSBA Total Facilities Grants – \$38,267,952
- Five districts, representing nine projects, required schedule extensions following PFA approval
- 86% of projects bid within estimated budget
- *78% of projects have completed Final Audit*



2012 ARP Status Chart

Status of Green Repair Program

The Green Repair Program resulted in PFA authorizations totaling \$366,647,226 in Total Project Costs and \$222,889,218 in MSBA grants. Of the 189 projects, 180 have been approved for final grant payments. All projects that have not been previously approved for final grant payments (9) are substantially complete and require Final Audit.

2014 Accelerated Repair Projects – Construction Estimate vs. 2015-2016 Bid Amount

- Staff has reported previously on the shaded projects.
- As of this report, staff notes nine new projects have been added to the chart.
- 86% of the 37 reported projects came within the estimated budget.
- 10 additional projects are scheduled to be reported for the March 30, 2016 Board of Directors meeting.
- Bidding of remaining projects will be complete in February 2016.

					Total	\$69,417,752	\$52,697,079	\$16,720,673	-	\$11,887,007
District	School	Scope	Project Type	Bid Date	Construction Estimate **	Bid Amount **	Variance from Construction Estimate	Reimbursement Rate	Potential Grant Variance *	
Quincy	Francis W. Parker MS	Windows/Doors	DBB	Jan-15	\$1,077,920	\$987,000	\$90,920	71.16%	\$64,699	
Quincy	Lincoln-Hancock Community School	Windows/Doors	DBB	Jan-15	\$2,075,113	\$1,479,000	\$596,113	71.16%	\$424,194	
Sudbury	General Nixon ES	Partial Roof/ Partial Windows/Doors	DBB	Feb-15	\$915,204	\$817,466	\$97,738	36.89%	\$36,056	
Lynn	William P. Connery ES	Roof	DBB	Feb-15	\$859,532	\$604,000	\$255,532	78.95%	\$201,743	
Lynn	E. J. Harrington ES	Roof	DBB	Feb-15	\$1,505,681	\$1,217,700	\$287,981	78.95%	\$227,361	
Worcester	Goodard School of Science and Technology	Windows/Doors	DBB	Feb-15	\$4,634,609	\$3,053,000	\$1,581,609	78.95%	\$1,248,680	
Worcester	West Tatnuck School	Windows/Doors	DBB	Feb-15	\$1,997,979	\$1,162,019	\$835,960	78.95%	\$659,990	
Worcester	Clark Street Community	Windows/Doors	DBB	Feb-15	\$2,095,791	\$1,465,163	\$630,628	78.95%	\$497,881	
Worcester	Union Hill School	Windows/Doors	DBB	Feb-15	\$2,096,895	\$1,618,818	\$478,077	78.95%	\$377,442	
Dartmouth	George H. Potter ES	Roof	DBB	Feb-15	\$1,548,538	\$1,283,000	\$265,538	51.84%	\$137,655	
Medway	John D. McGovern ES	Windows/Doors	DBB	Feb-15	\$894,675	\$561,886	\$332,789	50.16%	\$166,927	
Norwood	Cornelius M. Callahan ES	Boiler	DBB	Mar-15	\$356,939	\$224,171	\$132,768	50.58%	\$67,154	
Greenfield	Green River	Roof, Windows/Doors	DBB	Mar-15	\$1,739,286	\$1,005,890	\$733,396	77.47%	\$568,162	
Springfield	Kensington Avenue	Windows/Doors	DBB	Mar-15	\$779,500	\$832,500	-\$53,000	80.00%	\$0	
Wellesley	Wellesley MS	Windows/Doors	DBB	Mar-15	\$3,827,871	\$2,752,500	\$1,075,371	31.00%	\$333,365	
Tyngsborough	Tyngsborough HS	Roof, Boiler	DBB	Mar-15	\$3,282,118	\$1,964,300	\$1,317,818	52.89%	\$696,994	
Middleton	Fuller Meadow ES	Partial Roof	DBB	Apr-15	\$1,257,849	\$906,800	\$351,049	46.37%	\$162,781	
Northampton	Leeds ES	Partial Roof	DBB	Apr-15	\$540,900	\$401,550	\$139,350	56.26%	\$78,398	
Northampton	R. K. Finn Ryan Road School	Partial Roof	DBB	Apr-15	\$851,639	\$501,520	\$350,119	56.26%	\$196,977	
North Attleborough	Roosevelt Avenue ES	Boiler	DBB	Apr-15	\$303,623	\$265,667	\$37,956	53.53%	\$20,318	
Southern Berkshire RSD	Mount Everett RHS	Roof, Boiler	DBB	Apr-15	\$6,376,974	\$4,806,662	\$1,570,312	39.21%	\$615,719	
Leominster	Northwest ES	Roof	DBB	May-15	\$2,693,028	\$1,805,000	\$888,028	71.96%	\$639,025	
Tri-County RSD	Tri-County RVTHS	Boiler	DBB	Jun-15	\$729,259	\$494,131	\$235,128	51.42%	\$120,903	
Auburn	Auburn MS	Roof, Partial Boiler	DBB	Jun-15	\$1,757,394	\$1,371,393	\$386,001	54.16%	\$209,058	
Auburn	Bryn Mawr ES	Roof	DBB	Jun-15	\$671,935	\$578,000	\$93,935	54.16%	\$50,875	

District	School	Scope	Project Type	Bid Date	Construction Estimate **	Bid Amount **	Variance from Construction Estimate	Reimbursement Rate	Potential Grant Variance *
South Shore Voc-Tech RSD	South Shore Voc-Tech Regional HS	Boiler	DBB	Aug-15	\$519,808	\$354,200	\$165,608	54.16%	\$89,693
Stoughton	Joseph H Gibbons	Roof Window/Door	DBB	Sep-15	\$2,740,109	\$1,914,220	\$825,889	54.16%	\$447,301
Gardner	Elm Street School	Boiler Window/Door	DBB	Sep-15	\$3,509,176	\$2,599,000	\$910,176	78.95%	\$718,584
Brockton	Brookfield ES	Roof	DBB	Oct-15	\$3,167,788	\$1,838,297	\$1,329,491	78.95%	\$1,049,633
Orleans	Orleans ES	Partial Window/Door	DBB	Oct-15	\$872,628	\$969,480	-\$96,852	36.68%	\$0
Randolph	J F Kennedy ES	Windows/Doors	DBB	Nov-15	\$2,079,590	\$2,031,583	\$48,007	74.74%	\$35,880
Randolph	Randolph HS	Partial Window/Door	DBB	Nov-15	\$4,461,242	\$2,428,015	\$2,033,227	74.74%	\$1,519,634
Springfield	J F Kennedy MS	Windows/Doors	DBB	Nov-15	\$2,229,800	\$3,732,000	-\$1,502,200	80.00%	\$0
Franklin County RSD	Franklin County Tech HS	Windows/Doors	DBB	Nov-15	\$1,711,460	\$1,656,723	\$54,737	73.89%	\$40,445
Wayland	Claypit Hill School	Windows/Doors	DBB	Dec-15	\$1,299,997	\$1,355,000	-\$55,003	35.42%	\$0
Melrose	Herbert Clark Hoover	Windows/Doors	DBB	Dec-15	\$1,090,827	\$734,000	\$356,827	51.42%	\$183,480
Gill-Montague RSD	Sheffield ES	Partial Window/Door	DBB	Dec-15	\$865,075	\$925,425	-\$60,350	76.00%	\$0

*These numbers are based on preliminary information received from the district and are subject to further review and calculation.

**The construction estimate and bid amount do not include pre-construction services and alternatives.

Accelerated Repair Projects – Schedule Extension Update

The MSBA has granted districts conditional extensions to their Project Funding Agreements pending compliance with the following stipulations:

- The district needed to submit a detailed, revised construction timeline showing how the work will be completed at each school; and
- Any costs that may result from the district's requested extension of the construction schedule will be the sole responsibility of the district and are categorically ineligible for reimbursement by the MSBA.

Schedule delays for these districts can be attributed to local funding issues, lead time for windows, and construction delays on site. In no event have the extended schedules resulted in an increase to the Estimated Maximum Total Facilities Grant as authorized by the Board.

Six of the 47 2014 Accelerated Repair Projects will not meet their anticipated construction completion dates in 2015. These projects have revised construction schedules and are scheduled to be completed in 2016. Staff has reported previously on the five shaded projects listed below.

As of this report, staff notes that there is no new activity.

District	School	Scope	Original Construction Completion Date	Updated Construction Completion Date	Reason for Schedule Extension
Orleans	Orleans ES	Partial Window/Door	8/25/2015	8/29/2016	The District and its consultants have determined that the estimated lead time for windows requires construction to be scheduled for 2016.
Springfield	John F. Kennedy MS	Window/Door	12/22/2015	10/28/2016	The District and its consultants have determined that the estimated lead time for windows requires construction to be scheduled for 2016.
Brockton	Ashfield MS	Roof/Boiler	8/31/2015	7/11/2016	The District and its consultants have determined that the bidding for construction in 2016 would better serve the project budget and existing facilities.
Brockton	Gilmore School	Roof/Boiler	8/31/2015	7/11/2016	The District and its consultants have determined that the bidding for construction in 2016 would better serve the project budget and existing facilities.
Medfield	Ralph Wheelock School	Boiler	1/6/2016	8/31/2016	The District and its consultants have determined that the bidding for construction in 2016 would better serve the project budget and existing facility.
Springfield	Kensington Avenue	Window/Door	11/2/15	8/19/16	The District and its consultants have determined that the estimated lead time for windows requires construction to be scheduled for 2016.

PROJECT VARIANCES

Core Program – Total Project Budget Update

Upon receiving the Board’s approval of the Project Scope and Budget, the MSBA and participating districts enter into a Project Funding Agreement that establishes the Total Project Budget and the Estimated Maximum Total Facilities Grant for an approved project. Staff has reported on budget increases for the 14 projects shaded below at previous Board meetings. In no event has the increase in budget resulted in an increase to the Estimated Maximum Total Facilities Grant as authorized by the Board.

Since the last report, staff notes that no projects have increased its Total Project Budget.

District	School	Scope	Project Funding Agreement		PFA Bid Amendment/ Final Audit		Reason for Increase to Total Project Budget
			Total Project Budget	Total Maximum Facilities Grant	Total Project Budget	Total Maximum Facilities Grant	
Andover	Bancroft ES	New	\$44,659,837	\$16,773,753	\$50,374,837	\$16,575,965	The District has appropriated additional funds to cover the costs associated with increased construction costs and additional contingencies for litigation/settlement costs and other ineligible costs.
Burlington	Marshall Simonds MS	Add/Reno	\$32,865,272	\$17,143,365	\$34,221,929	\$15,362,127	The District appropriated at its May 2012 annual town meeting through Articles 18: 19, additional funds for the costs associated with the construction of the new field complex and field lighting replacement.
Essex North Shore Agricultural & Technical School District	Essex North Shore Agricultural & Technical High School	New	\$125,000,000	\$77,500,000	\$133,770,000	\$77,500,000	The Board was informed at the March 30, 2011 meeting that the Total Project Budget had increased due to additional ineligible scope that would be funded by DCAM.
Essex North Shore Agricultural & Technical School District	Essex North Shore Agricultural & Technical High School	New	\$125,000,000	\$77,500,000	\$134,501,368	\$77,500,000	The District has appropriated additional funds to cover the costs associated with increased construction costs for horse tack barn renovations.
Lexington	Estabrook ES	New	\$40,792,248	\$12,250,739	\$43,392,248	\$12,148,491	The District has executed a GMP that exceeds the Construction Budget of the PFA. The District has appropriated additional funds to cover the costs associated with increased construction costs and additional contingencies.
North Reading	North Reading MS/HS	Add/Reno	\$107,727,074	\$49,323,123	\$123,227,074	\$49,323,123	This is a CMR project. The estimated, reconciled construction costs tracked over budget at DD (\$9,746,655 over), 60% (\$4,655,965 over), and 90% (\$15,136,846 over). A Town override vote in March 2013 obtained an additional \$15,500,000 in local funding to proceed.
Revere	Staff Sergeant James J. Hill ES	New	\$45,402,396	\$29,551,048	45,402,396	\$29,551,048	At Project Scope and Budget, the Total Project Budget was approved at \$44,382,396. The City of Revere has increased the land acquisition budget. Therefore, the projected total project budget at PFA has increased to \$45,402,396. Note that the MSBA grant has not changed since the Project Scope and Budget Agreement.
Somerville	East Somerville Community School	Add/Reno	\$33,185,258	\$15,237,996	\$38,006,621	\$15,237,996	At the March 28, 2012 Board Meeting, the Board approved an amendment to the PFA and a \$6.25M District loan.
Uxbridge	Uxbridge HS	New	\$43,000,000	\$22,362,328	\$44,986,479	\$22,362,328	The District has appropriated additional funds to cover the costs associated with the construction of athletic fields originally included in the PFA but which were not included in the bid as the District’s construction contract would have exceeded the budget.
Norfolk County Agricultural	Norfolk County Agricultural HS	Add/Reno	\$28,552,385	\$15,369,712	30,589,078	13,867,050	The District has executed a Tender Agreement and Completion Agreement Contract, increasing its Total Project Budget, following the termination of its original construction contract.
Northborough	Lincoln Street ES	Add/Reno	\$25,530,553	\$10,407,408	TBD*	TBD*	The MSBA Board Approved Total Project Budget increased by \$60,400 from \$25,470,153 to \$25,530,553 due to the addition of an alternate, for a new ball field added at the District’s request.
Sutton	Sutton MS	Add/Reno	\$59,945,474	\$29,843,511	TBD*	TBD*	The District has executed a Tender Agreement and Completion Agreement Contract, increasing its Total Project Budget, following the termination of its original construction contract.
Weston	Field ES	New	\$31,504,146	\$8,310,510	TBD*	TBD*	District-approved Construction Change Orders exceeded available contingency amount.
Winthrop	Winthrop MS/HS	New	\$81,818,740	\$42,582,841	TBD*	TBD*	The MSBA Board Approved Total Project Budget increased due to revised FEMA flood plain requirements which necessitated the elevation of the new building to be raised. Note that the increased Total Project Budget will not increase the Maximum Total Facilities Grant.
Woburn**	Wyman-Hurld ES	New	\$33,705,396	\$14,387,427	TBD*	TBD*	The District had completed a project review with its Conservation Commission and an Order of conditions was issued on June 12, 2015. A neighborhood group has appealed this Order and it is now under review by DEP. The District has experienced delays in completing its City Council vote for its appropriation and incurred additional costs.

*PFA Bid Amendment has not been developed to calculate a revised Total Facilities Grant amount. The Total Maximum Facilities Grant will not exceed the Board authorized amount in the PFA but, upon review, may decrease.

**Pending an executed Project Funding Agreement.