

Massachusetts School Building Authority

Deborah B. Goldberg, State Treasurer and Receiver-General

Chairperson

James MacDonald

Chief Executive Officer

Jack McCarthy

Executive Director



Board Meeting

August 25, 2021



Invitation to Feasibility Study | Vote

District	School
North Adams	Greylock Elementary School



Project Removal from the Accelerated Repair Program| **Vote**

District	School	Invitation Date
Sandwich	Forestdale School	June 26, 2019
	Oak Ridge School	



Authorization to Execute PFA – ARP | **Vote**

District	School	Project Scope	Total Project Budget	Estimated Maximum Total Facilities Grant
Falmouth	Teaticket Elementary School	Roof	\$3,723,264	\$1,327,390
Florida	Abbott Memorial School	Windows/ Doors	\$1,656,391	\$1,059,829
Hingham	Plymouth River Elementary School	Windows/ Doors	\$3,993,600	\$1,110,680
Holyoke	E.N. White Elementary School	Partial Roof	\$2,634,388	\$1,946,936
	Lt. Clayre P. Sullivan School	Partial Roof	\$2,038,497	\$1,502,342
	Maurice A. Donahue School	Partial Roof	\$2,798,769	\$2,057,662
Lynn	Lynn Vocational Technical Institute	Windows/ Doors	\$14,150,991	\$8,315,818
New Bedford	Elwyn G. Campbell Elementary School	Windows/ Doors; Boiler	\$7,924,694	\$3,155,441
Springfield	Springfield High School of Science and Technology	Partial Windows/ Doors	\$6,275,387	\$4,636,630
Totals			\$45,195,981	\$25,112,728

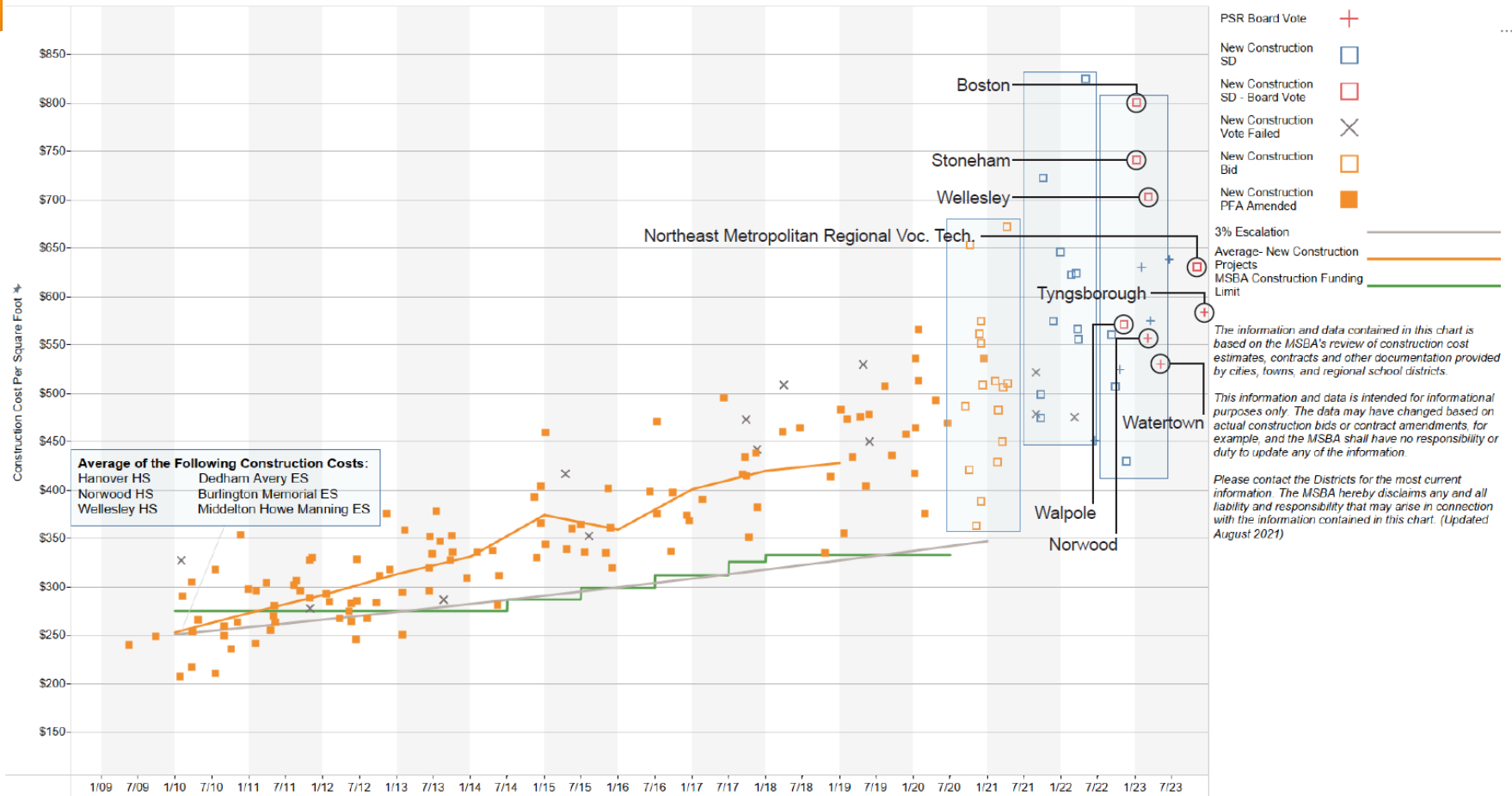


Preferred Schematic Design | **Vote**

District	School	Project Scope	Estimated Total Construction	Estimated Total Project Costs
Norwood	Dr. Philip O. Coakley Middle School	New	\$104,657,881	\$131,345,641
Tyngsborough	Tyngsborough Middle School	New	\$65,582,615	\$81,752,615
Watertown	Watertown High School	New	\$136,371,305	\$191,373,390
Webster	Bartlett High School	Renovation	\$71,215,208	\$94,985,500
Totals			\$377,827,009	\$499,457,146



New Construction Cost Charts



The information and data contained in this chart is based on the MSBA's review of construction cost estimates, contracts and other documentation provided by cities, towns, and regional school districts.

This information and data is intended for informational purposes only. The data may have changed based on actual construction bids or contract amendments, for example, and the MSBA shall have no responsibility or duty to update any of the information.

Please contact the Districts for the most current information. The MSBA hereby disclaims any and all liability and responsibility that may arise in connection with the information contained in this chart. (Updated August 2021)



Preferred Schematic Design | Norwood

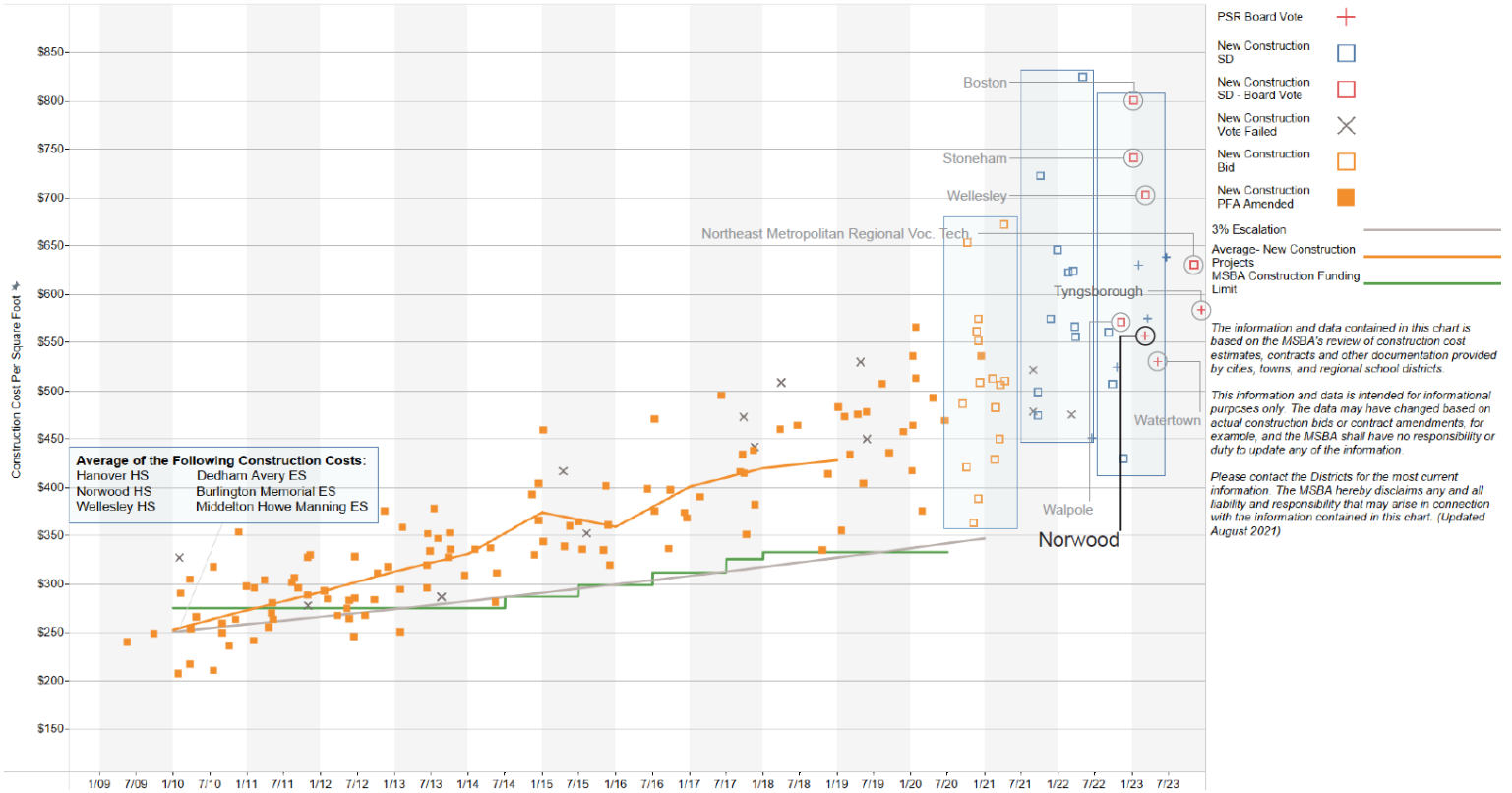
Philip O. Coakley Middle School

- Year Opened: 1972
- Current Grade Configuration: 6-8
- Agreed Upon Grade Configuration: 5-8
- Agreed Upon Enrollment: 1,070 students
- Proposed Scope of Project: New Construction
- Existing Square Footage: 128,000
- Proposed Square Footage: 187,840
- Estimated Total Construction Cost of Preferred Schematic: \$104,657,881



Preferred Schematic Design | Norwood

Philip O. Coakley Middle School



The information and data contained in this chart is based on the MSBA's review of construction cost estimates, contracts and other documentation provided by cities, towns, and regional school districts.

This information and data is intended for informational purposes only. The data may have changed based on actual construction bids or contract amendments, for example, and the MSBA shall have no responsibility or duty to update any of the information.

Please contact the Districts for the most current information. The MSBA hereby disclaims any and all liability and responsibility that may arise in connection with the information contained in this chart. (Updated August 2021)



Preferred Schematic Design | Tyngsborough

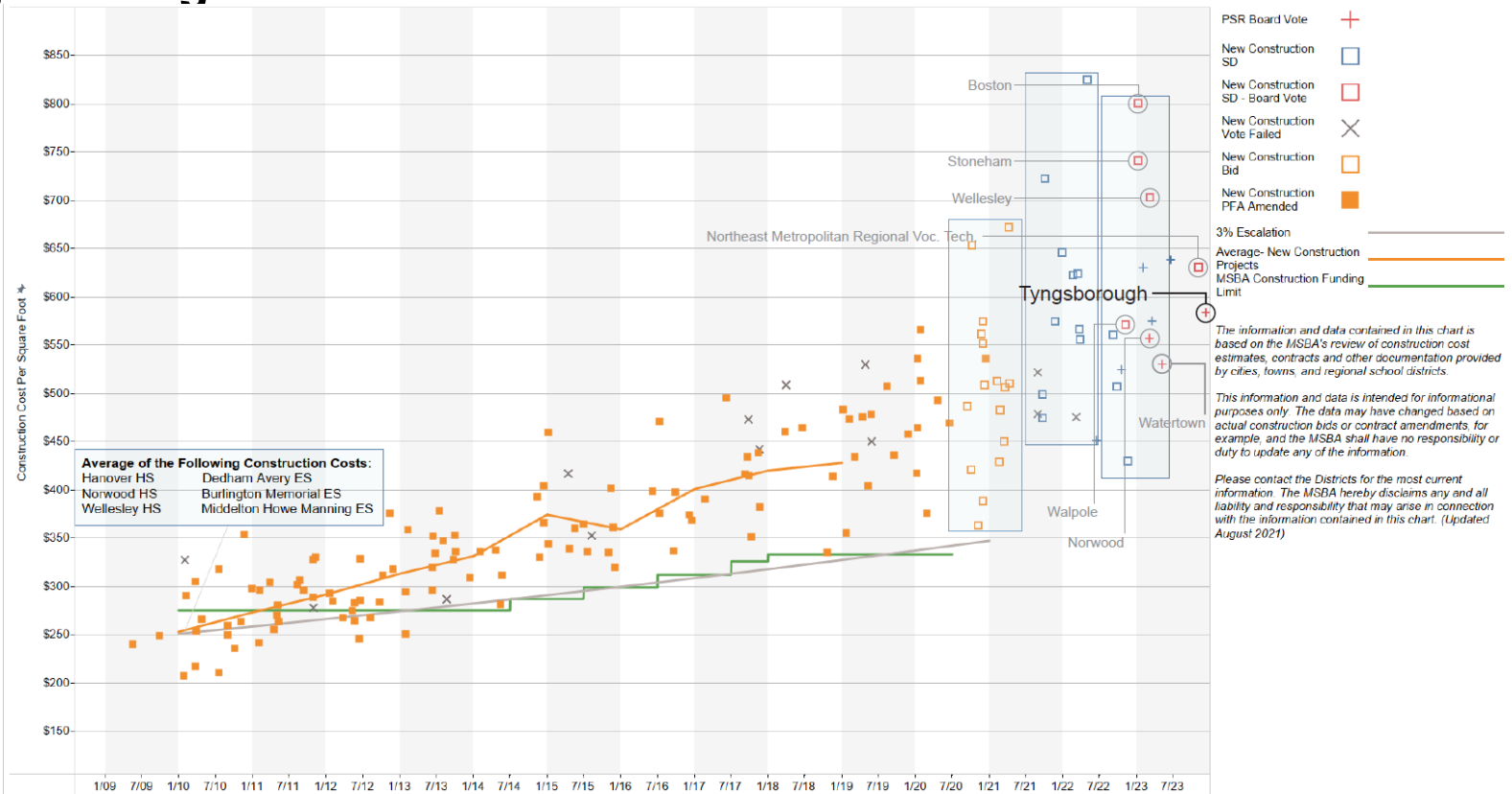
Tyngsborough Middle School

- Year Opened: 1967
- Current Grade Configuration: 6-8
- Agreed Upon Grade Configuration: 6-8
- Agreed Upon Enrollment: 480 students
- Proposed Scope of Project: New Construction
- Existing Square Footage: 80,667
- Proposed Square Footage: 112,418
- Estimated Total Construction Cost of Preferred Schematic: \$65,582,615



Preferred Schematic Design | Tyngsborough

Tyngsborough Middle School





Preferred Schematic Design | Watertown

Watertown High School

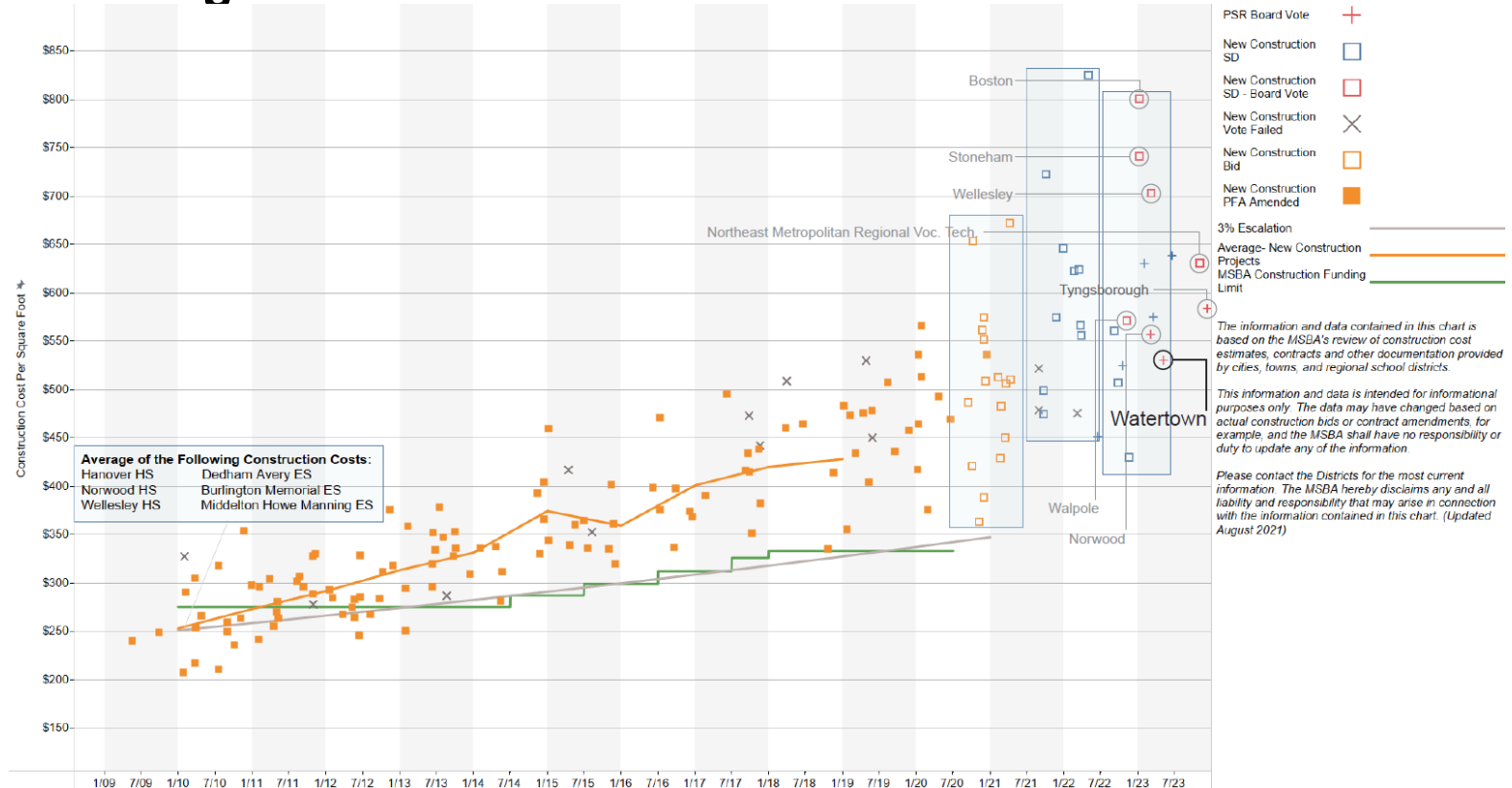
- Year Opened: 1929
- Current Grade Configuration: 9-12
- Agreed Upon Grade Configuration: 9-12
- Agreed Upon Enrollment: 720 students
- Proposed Scope of Project: New Construction
- Existing Square Footage: 222,866
- Proposed Square Footage: 257,227
- Estimated Total Construction Cost of Preferred Schematic: \$136,371,305

The City has requested and MSBA staff recommend that the Executive Director be authorized to extend the termination date of the Feasibility Study Agreement from December 12, 2021, to February 28, 2022.



Preferred Schematic Design | Watertown

Watertown High School



The information and data contained in this chart is based on the MSBA's review of construction cost estimates, contracts and other documentation provided by cities, towns, and regional school districts.

This information and data is intended for informational purposes only. The data may have changed based on actual construction bids or contract amendments, for example, and the MSBA shall have no responsibility or duty to update any of the information.

Please contact the Districts for the most current information. The MSBA hereby disclaims any and all liability and responsibility that may arise in connection with the information contained in this chart. (Updated August 2021)



Preferred Schematic Design | Webster

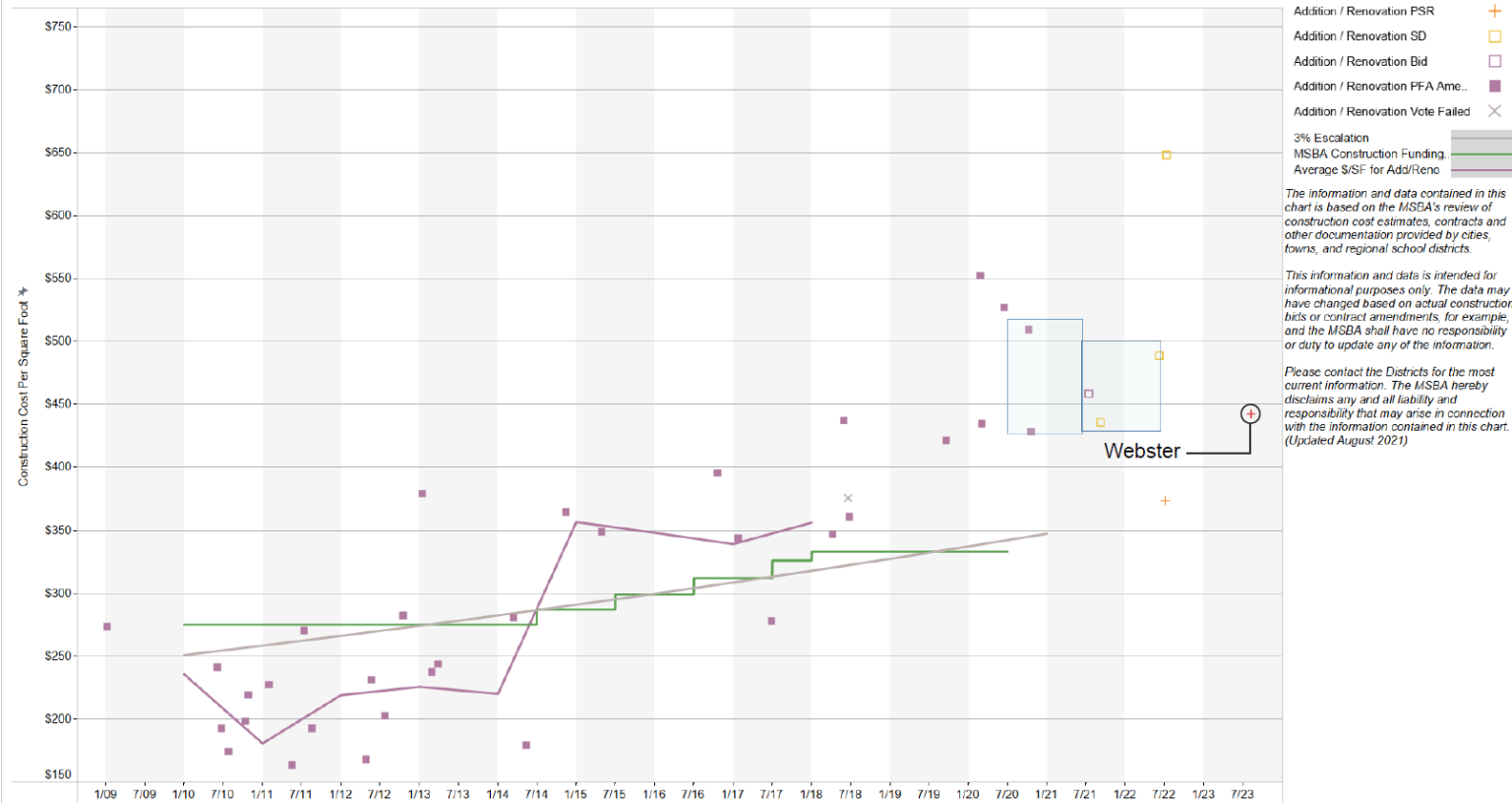
Bartlett High School

- Year Opened: 1979
- Current Grade Configuration: 9-12
- Agreed Upon Grade Configuration: District-wide PK; 9-12
- Agreed Upon Enrollment: 445 students
- Proposed Scope of Project: Renovation
- Existing Square Footage: 186,000
- Proposed Square Footage: 161,000
- Estimated Total Construction Cost of Preferred Schematic: \$71,215,208



Preferred Schematic Design | Webster

Bartlett High School



The information and data contained in this chart is based on the MSBA's review of construction cost estimates, contracts and other documentation provided by cities, towns, and regional school districts.

This information and data is intended for informational purposes only. The data may have changed based on actual construction bids or contract amendments, for example, and the MSBA shall have no responsibility or duty to update any of the information.

Please contact the Districts for the most current information. The MSBA hereby disclaims any and all liability and responsibility that may arise in connection with the information contained in this chart. (Updated August 2021)



Project Scope and Budget | **Vote**

District	School	Project Scope	Total Project Budget	Estimated Maximum Total Facilities Grant
Boston	William E. Carter School	New	\$91,966,532	\$25,606,126
Northeast Metropolitan Regional Vocational School District	Northeast Metropolitan Regional Vocational Technical High School	New	\$317,422,620	\$138,044,288
Stoneham	Stoneham High School	New	\$189,593,594	\$47,700,057
Walpole	Bird Middle School	New	\$115,768,814	\$37,248,947
Wellesley	John D. Hardy (fka Ernest F. Upham) Elementary School	New	\$72,500,000	\$13,217,621

Totals **\$787,251,560** **\$261,817,039**



Project Scope and Budget | Boston

William E. Carter School

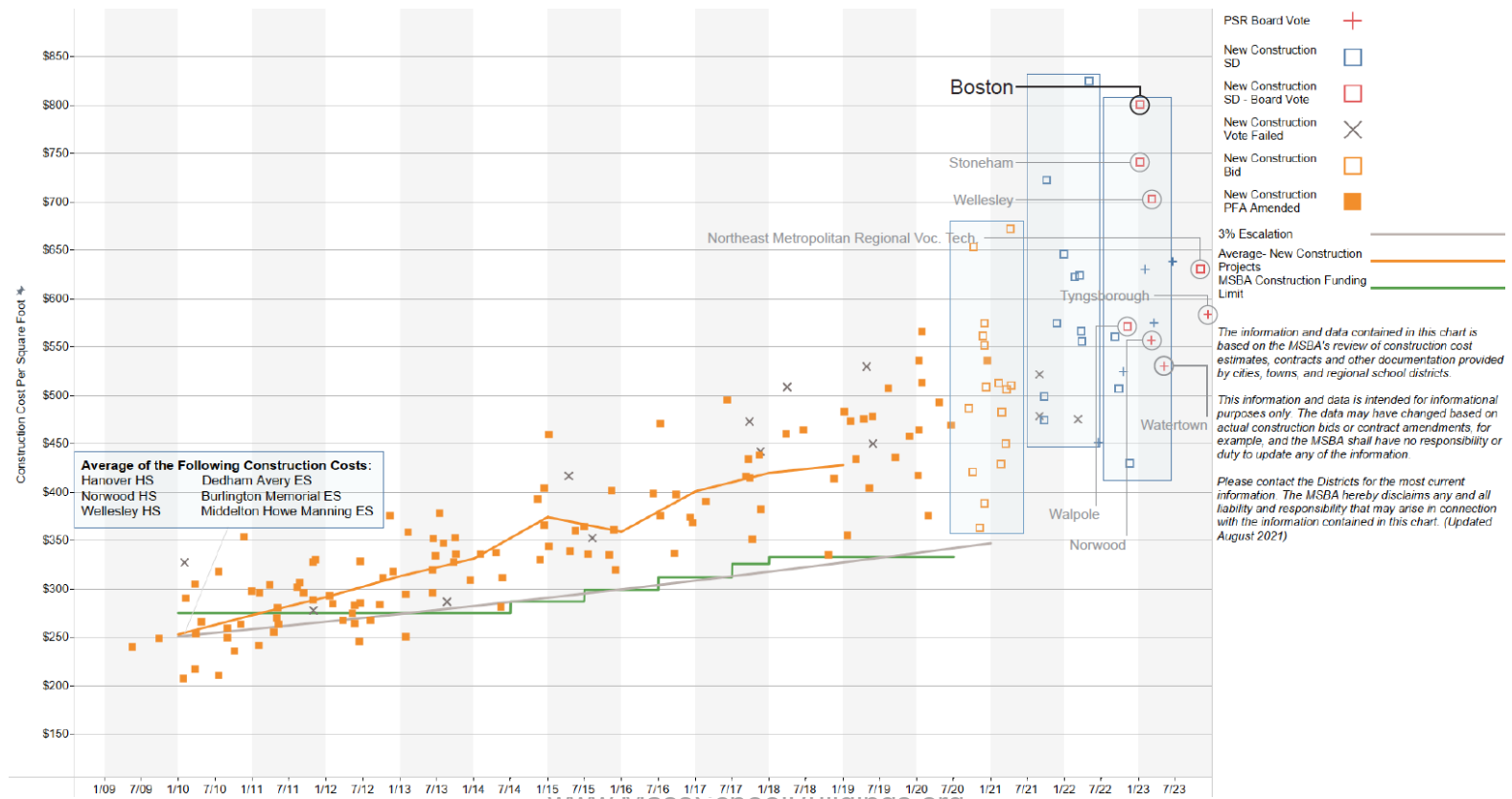
- Year Opened: 1971
- Current Grade Configuration: 7-12
- Agreed Upon Grade Configuration: PK-12
- Agreed Upon Enrollment: 60 students
- Scope of Project: New Construction
- Existing Square Footage: 14,040
- Proposed Square Footage: 86,130
- District Total Project Budget: \$91,966,532
- Estimated Basis Total Facilities Grant: \$39,818,320
- Reimbursement Rate*: 64.31%
- Estimated Maximum Total Facilities Grant: \$25,606,126

** The MSBA has provisionally included two (2) incentive points for energy efficiency, subject to the District meeting certain sustainability requirements for the project. If the District does not meet the requirements for the energy efficiency, the District will not qualify for these incentive points, and the MSBA will adjust the reimbursement rate accordingly.*



Project Scope and Budget | Boston

William E. Carter School





Project Scope and Budget | Boston

William E. Carter School



Perkins&Will



Project Scope and Budget | Northeast Metropolitan Regional Vocational School District

Northeast Metropolitan Regional Vocational Technical High School

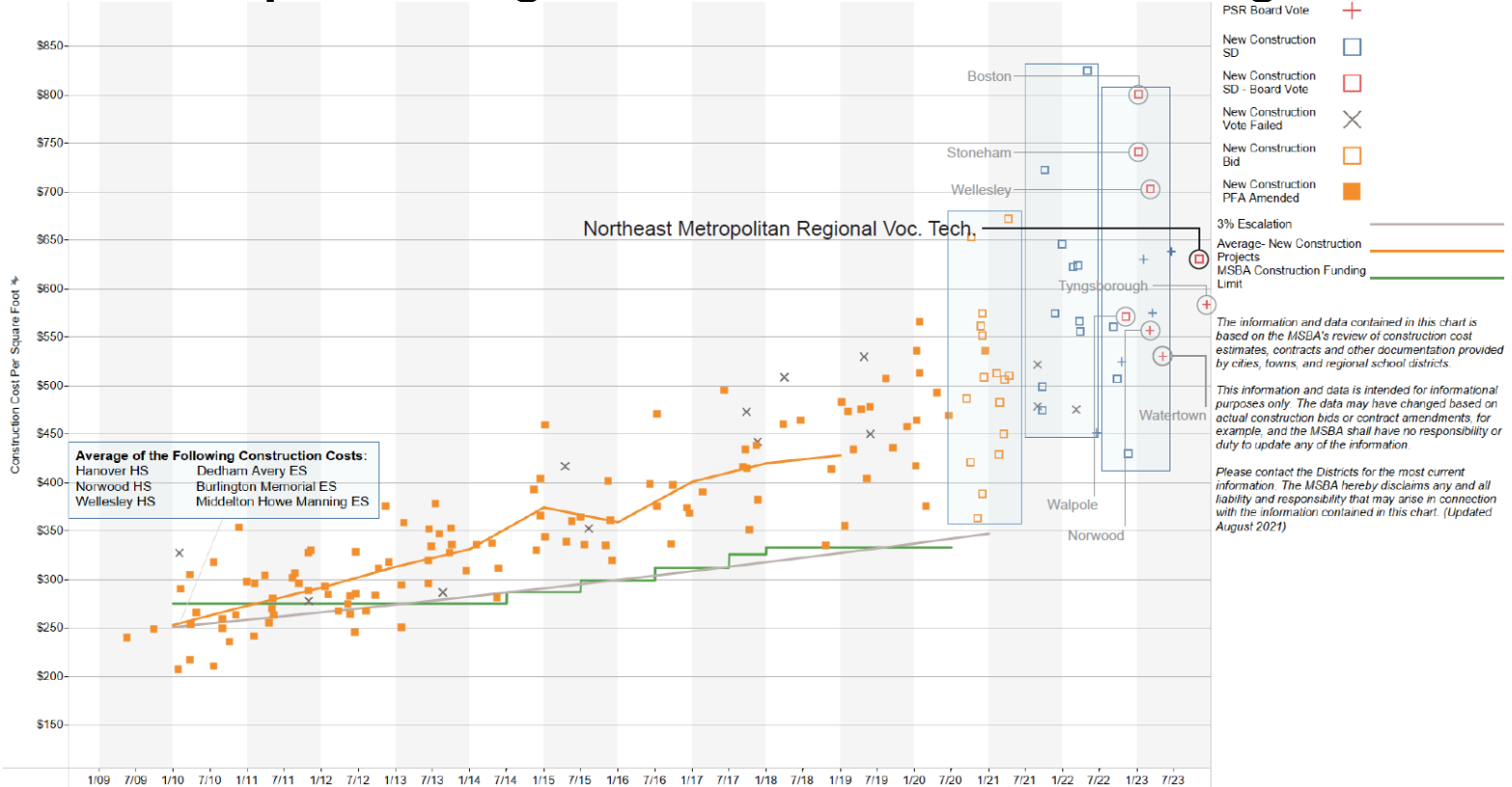
- Year Opened: 1970
- Current Grade Configuration: 9-12
- Agreed Upon Grade Configuration: 9-12
- Agreed Upon Enrollment: 1,600 students
- Scope of Project: New Construction
- Existing Square Footage: 240,138
- Proposed Square Footage: 386,630
- District Total Project Budget: \$317,422,620
- Estimated Basis Total Facilities Grant: \$179,667,457
- Reimbursement Rate*: 76.84%
- Estimated Maximum Total Facilities Grant: \$138,044,288

** The MSBA has provisionally included two (2) incentive points for energy efficiency, subject to the District meeting certain sustainability requirements for the project. If the District does not meet the requirements for the energy efficiency, the District will not qualify for these incentive points, and the MSBA will adjust the reimbursement rate accordingly.*



Project Scope and Budget | Northeast Metropolitan Regional Vocational School District

Northeast Metropolitan Regional Vocational Technical High School





Project Scope and Budget | Northeast Metropolitan Regional Vocational School District

Northeast Metropolitan Regional Vocational Technical High School





Project Scope and Budget | Stoneham

Stoneham High School

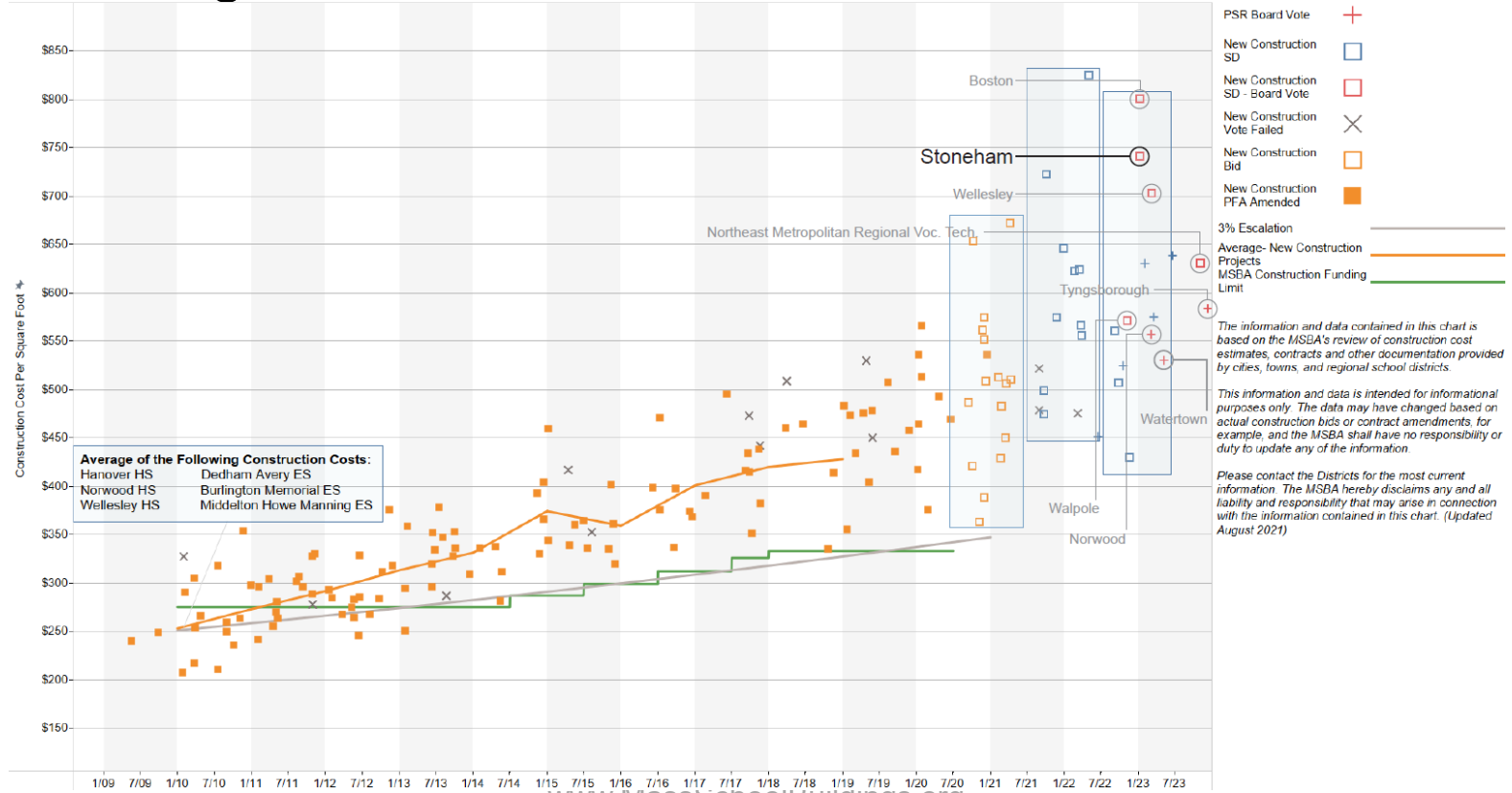
- Year Opened: 1968
- Current Grade Configuration: 9-12
- Agreed Upon Grade Configuration: 9-12
- Agreed Upon Enrollment: 695 students
- Scope of Project: New Construction
- Existing Square Footage: 208,113
- Proposed Square Footage: 207,077
- District Total Project Budget: \$189,593,594
- Estimated Basis Total Facilities Grant: \$86,622,323
- Reimbursement Rate*: 55.10%
- Estimated Maximum Total Facilities Grant: \$47,700,057

** The MSBA has provisionally included two (2) incentive points for energy efficiency, subject to the District meeting certain sustainability requirements for the project. If the District does not meet the requirements for the energy efficiency, the District will not qualify for these incentive points, and the MSBA will adjust the reimbursement rate accordingly.*



Project Scope and Budget | Stoneham

Stoneham High School



The information and data contained in this chart is based on the MSBA's review of construction cost estimates, contracts and other documentation provided by cities, towns, and regional school districts.

This information and data is intended for informational purposes only. The data may have changed based on actual construction bids or contract amendments, for example, and the MSBA shall have no responsibility or duty to update any of the information.

Please contact the Districts for the most current information. The MSBA hereby disclaims any and all liability and responsibility that may arise in connection with the information contained in this chart. (Updated August 2021)



Project Scope and Budget | Stoneham

Stoneham High School





Project Scope and Budget | Walpole

Bird Middle School

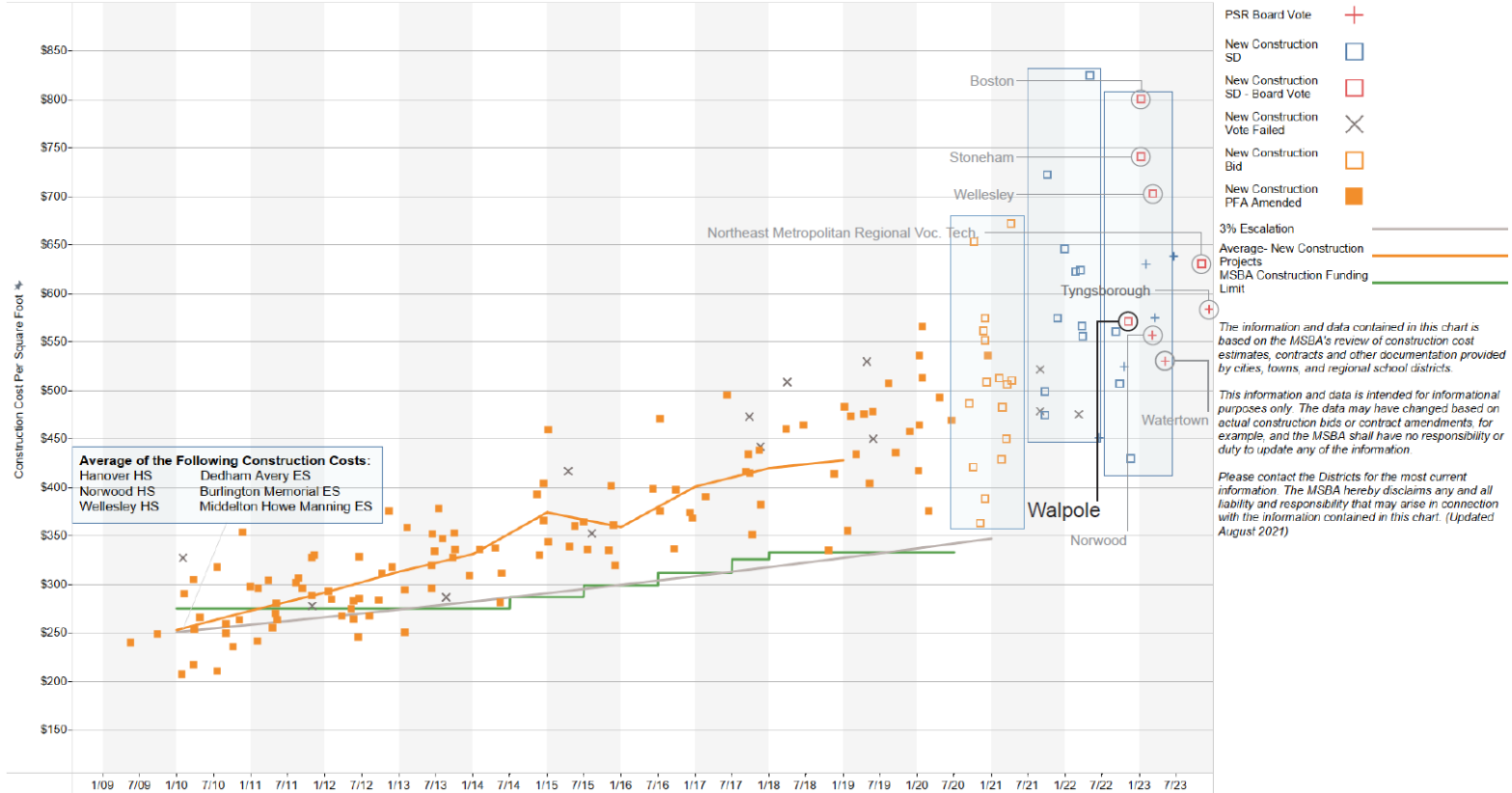
- Year Opened: 1961
- Current Grade Configuration: 6-8
- Agreed Upon Grade Configuration: District-wide 6-8
- Agreed Upon Enrollment: 905 students
- Scope of Project: New Construction; Consolidation of the Bird and Johnson Middle School on the Bird Middle School site
- Existing Square Footage: 88,500
- Proposed Square Footage: 162,193
- District Total Project Budget: \$115,768,814
- Estimated Basis Total Facilities Grant: \$71,462,793
- Reimbursement Rate*: 52.22%
- Estimated Maximum Total Facilities Grant: \$37,248,947

** The MSBA has provisionally included two (2) incentive points for energy efficiency, subject to the District meeting certain sustainability requirements for the project. If the District does not meet the requirements for the energy efficiency, the District will not qualify for these incentive points, and the MSBA will adjust the reimbursement rate accordingly.*



Project Scope and Budget | Walpole

Bird Middle School



The information and data contained in this chart is based on the MSBA's review of construction cost estimates, contracts and other documentation provided by cities, towns, and regional school districts.

This information and data is intended for informational purposes only. The data may have changed based on actual construction bids or contract amendments, for example, and the MSBA shall have no responsibility or duty to update any of the information.

Please contact the Districts for the most current information. The MSBA hereby disclaims any and all liability and responsibility that may arise in connection with the information contained in this chart. (Updated August 2021)



Project Scope and Budget | Walpole

Bird Middle School





Project Scope and Budget | Wellesley

John D. Hardy (fka Ernest F. Upham) Elementary School

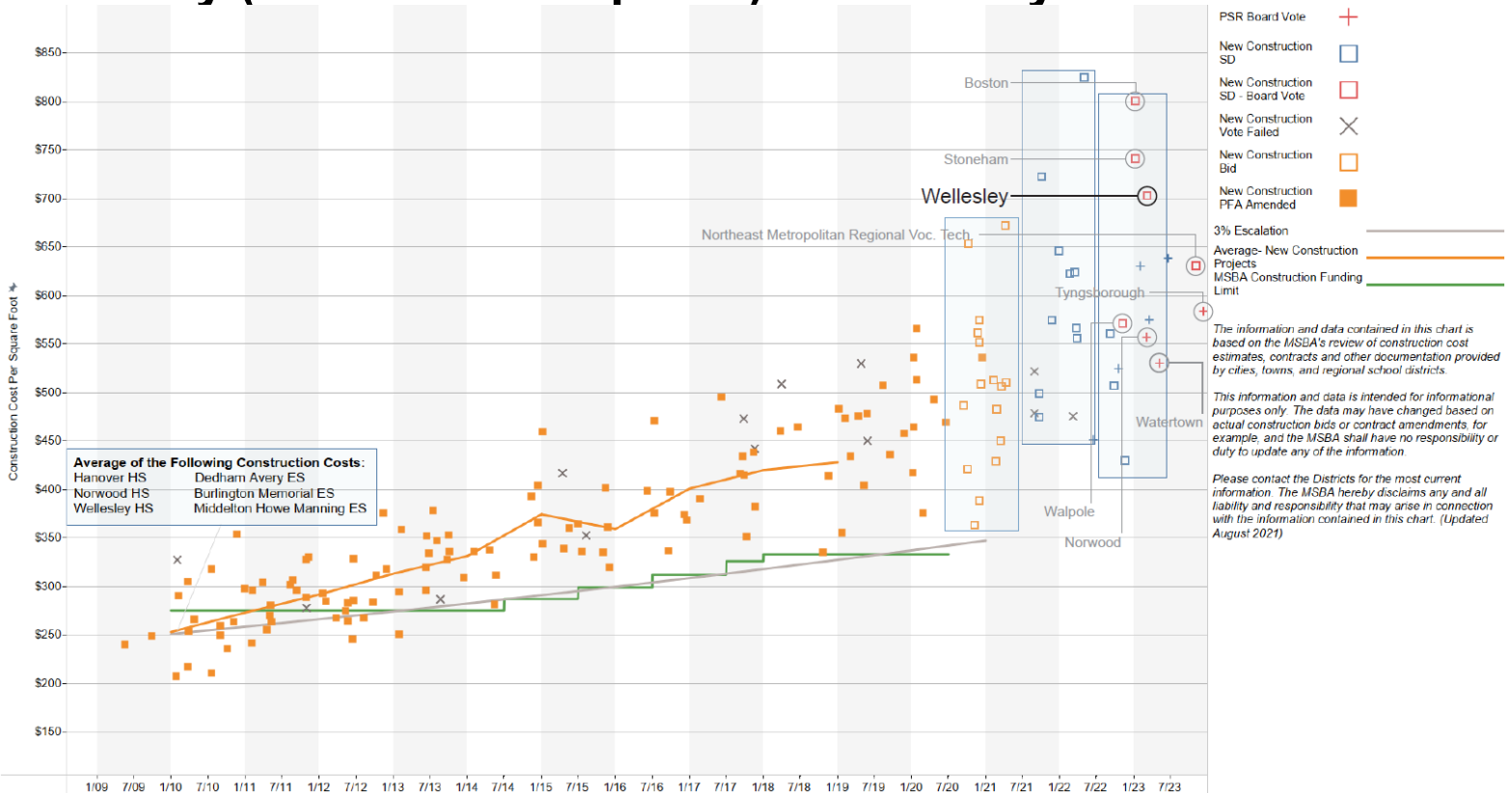
- Year Opened: 1957
- Current Grade Configuration: K-5
- Agreed Upon Grade Configuration: K-5
- Agreed Upon Enrollment: 365 students
- Scope of Project: Consolidation of the Hardy and Upham Elementary Schools for a new facility on the existing John D. Hardy Elementary School site
- Existing Square Footage: 36,481
- Proposed Square Footage: 80,039
- District Total Project Budget: \$72,500,000
- Estimated Basis Total Facilities Grant: \$37,891,557
- Reimbursement Rate*: 34.90%
- Estimated Maximum Total Facilities Grant: \$13,217,621

1. The MSBA has provisionally included two (2) incentive points for energy efficiency, subject to the District meeting certain sustainability requirements for the project. If the District does not meet the requirements for the energy efficiency, the District will not qualify for these incentive points, and the MSBA will adjust the reimbursement rate accordingly.



Project Scope and Budget | Wellesley

John D. Hardy (fka Ernest F. Upham) Elementary School



The information and data contained in this chart is based on the MSBA's review of construction cost estimates, contracts and other documentation provided by cities, towns, and regional school districts.

This information and data is intended for informational purposes only. The data may have changed based on actual construction bids or contract amendments, for example, and the MSBA shall have no responsibility or duty to update any of the information.

Please contact the Districts for the most current information. The MSBA hereby disclaims any and all liability and responsibility that may arise in connection with the information contained in this chart. (Updated August 2021)



Audit Update



Audit Status Update


Capital Pipeline Program

■ Today's Vote

Completed Projects

Projects Currently Have Executed FSA and PFA

Estimated Costs Remaining



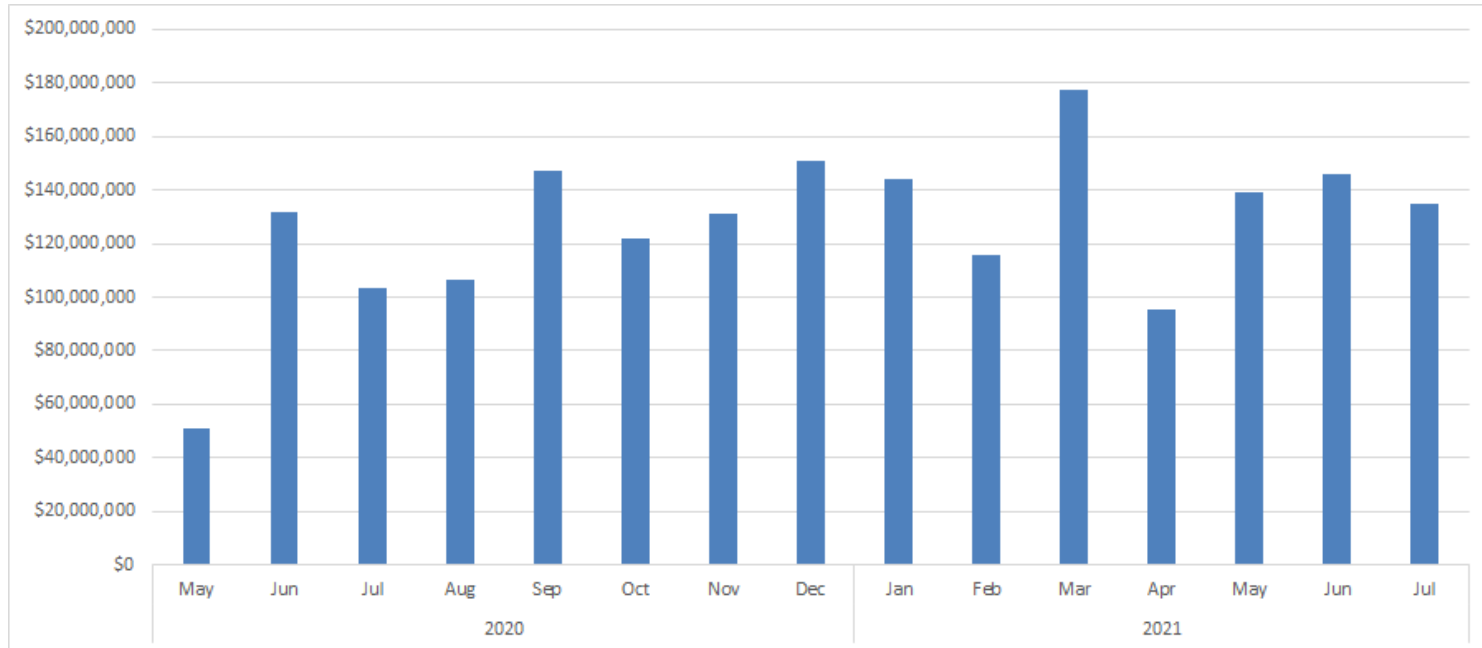
**Estimated based on Total Project Budgets from executed funding agreements and submitted costs as of August 10, 2021.*



Capital Pipeline Program | Monthly Audited Project Costs

Rolling 12 month submitted costs monthly average of \$134.1 million

Total 12 Month Audited Costs = \$1.61 billion





Capital Pipeline Program | Closeout Audits

Today's Vote: August 25, 2021 Approval of Final Audits – Capital Pipeline Projects

	MSBA ID	District Name	School Name	Project Type	Project Scope	Reimb. Rate	Total Project Budget	Final Costs Submitted	Ineligible Costs	Basis for Final Total Facilities Grant	Authorized Grant for Cap Reconciliation	Final Total Facilities Grant	Grant Reconciliation FY	Additional Savings in Final Audit Grant for Cap Reconciliation
1	201906800310	Hampden-Wilbraham	Wilbraham Middle	Accelerated Repair	Roof	54.36%	\$3,169,773	\$2,248,549	\$9,199	\$2,239,350	\$1,649,340	\$1,217,311	ARP FY20	\$432,029
2	201602810095	Springfield	Alfred G Zanetti	Accelerated Repair	Windows / Doors	80.00%	\$2,681,143	\$2,633,966	\$77,697	\$2,556,269	\$2,506,263	\$2,045,015	ARP FY17	\$461,248
3	201602810360	Springfield	Balliet Middle School	Accelerated Repair	Windows / Doors	80.00%	\$1,187,077	\$1,158,854	\$164,198	\$994,656	\$1,029,139	\$795,725	ARP FY17	\$233,414
4	201602810110	Springfield	Kensington International School	Accelerated Repair	Roof	80.00%	\$1,488,913	\$1,423,239	\$76,989	\$1,346,250	\$1,142,092	\$1,077,000	ARP FY17	\$65,092
5	201602810330	Springfield	M Marcus Kiley Middle	Accelerated Repair	Windows / Doors	80.00%	\$6,414,070	\$5,926,608	\$55,202	\$5,871,406	\$7,578,732	\$4,697,125	ARP FY17	\$2,881,607
6	201602810140	Springfield	Mary M Lynch	Accelerated Repair	Roof	80.00%	\$1,504,816	\$1,443,513	\$2	\$1,443,511	\$1,693,704	\$1,154,809	ARP FY17	\$538,895
7	201602810015	Springfield	Thomas M Balliet	Accelerated Repair	Roof	80.00%	\$2,180,974	\$2,180,970	\$161,388	\$2,019,582	\$1,638,260	\$1,615,666	ARP FY17	\$22,594
8	201802920505	Swansea	Joseph Case High	Accelerated Repair	Boiler	56.26%	\$33,315	\$33,315	\$0	\$33,315	\$18,743	\$18,743	ARP FY22	\$0
9	201602980005	Topsfield	Proctor Elementary	Accelerated Repair	Roof	41.10%	\$4,426,677	\$4,388,485	\$1,237,874	\$3,150,611	\$1,345,203	\$1,294,901	ARP FY17	\$50,302
10	201602980010	Topsfield	Steward Elementary	Accelerated Repair	Roof	41.10%	\$3,583,538	\$3,525,343	\$937,996	\$2,587,347	\$1,185,355	\$1,063,400	ARP FY17	\$121,955
11	201803090020	Ware	Stanley M Koziol Elementary	Accelerated Repair	Boiler	78.95%	\$917,042	\$732,487	\$55,317	\$677,170	\$662,713	\$534,626	ARP FY19	\$128,087
							TOTAL	\$27,587,338	\$25,695,329	\$2,775,862	\$22,919,467	\$20,449,544	\$15,514,321	\$4,935,223

*The Fiscal Years highlighted in bold are not included in the original FY08-FY16 Grant Reconciliation summary.



MSBA Updates

- **Executive Director's Report**
- Project Status Updates
 - Accelerated Repair Program Consultant Procurement 2021-2023 | Update
 - Project Overview Report



Project Visits/ Meetings and Local Votes

- Since the June 23rd Board meeting, the MSBA has visited or spoken with 31 projects.
- 4 Districts have voted affirmatively to appropriate feasibility study funds or full project funds as of August 20, 2021.

Project Visits/Meetings		Local Votes	
Acton-Boxborough Arlington Attleboro Belmont Boston Bridgewater-Raynham Bristol County Cape Cod Central Berkshire Danvers Dennis-Yarmouth Easthampton Easton Fall River Framingham Gardner	Ludlow Manchester-Essex Marblehead Natick Northbridge Pentucket Sharon Shrewsbury Somerville Springfield Tewksbury Wareham West Springfield Weymouth Worcester	Feasibility Study Funds Lynn Newton North Adams	Full Project Funds Fitchburg



Project Visits/Meetings

Upcoming site visits and calls anticipated in August, September, and October:

Project Visits/Meetings	
Acton-Boxborough	Ludlow
Arlington	Manchester-Essex
Attleboro	Marblehead
Belmont	Millbury
Bridgewater-Raynham	Northbridge
Bristol County	Orange
Cape Cod	Pentucket
Danvers	Sharon
Dennis-Yarmouth	Shrewsbury
Easthampton	Wareham
Fall River	Westport
Framingham	Weymouth
Gardner	Worcester



Site Visits

The following in-person site visits took place in August:

ARP SOI Site Visits	Model School Visits
Boston Braintree Everett Fitchburg Freetown-Lakeville Gloucester Haverhill Lowell Lynn Mansfield Melrose Orleans Shrewsbury Springfield Wareham Westford	Barrington Dedham Haverhill Lexington Minuteman RVTSD North Middlesex Peabody South Hadley Taunton Woburn Worcester




Outreach & Milestones

Net Zero Meeting
7/13/2021

Springfield Brightwood
Lincoln Elementary School
Ribbon Cutting
8/24/2021

Massachusetts Association of School
Superintendent's Conference: Leading All
Students into the Future
7/14/2021





Groundbreakings

Amesbury Elementary
School Groundbreaking
7/20/2021





Topping Offs

Sharon High School Topping Off
7/15/2021

Bridgewater Mitchell School
Topping Off
7/29/2021





MSBA Updates

- Executive Director's Report
- **Project Status Updates**
 - **Accelerated Repair Program Consultant Procurement 2021-2023 | Update**
 - Project Overview Report



ARP Procurement Update |

Designers 2021-2023

- The MSBA received 44 applications in responses to the RFR for Designers
- 34 firms in total, 10 firms submitted two applications- one for roof and window/doors, and one for boilers
- The Designer Selection Panel determined that the following design firms submitted the strongest applications and best met the requirements for providing services in the Accelerated Repair Program.

Roof and Exterior Windows/Doors

- BWA Architecture
- CGKV Architects, Inc.
- Civitects Architecture
- CSS Architects Inc.
- EDM Architecture & Engineering, PC
- Gorman Richardson Lewis Architects
- Habeeb & Associates Architects, Inc.
- Johnson Roberts Associates, Inc.
- Mount Vernon Group Architects
- The S/L/A/M Collaborative
- Tighe & Bond, Inc.
- TSKP Studios

Boilers

- Architectural Engineers, Inc.
- BLW Engineers, Inc.
- CGKV Architects, Inc.
- CSS Architects, Inc.
- EDM Architecture & Engineering PC
- Habeeb & Associates Architects, Inc.
- Johnson Roberts Associates, Inc.
- NV5
- Shekar & Associates, Inc.
- Tighe & Bond, Inc.
- TSKP Studios



ARP Procurement Update |

Owner's Project Managers 2021-2023

- The MSBA received 29 applications in response to the RFR for Project Managers
- MSBA staff determined that the following project management firms submitted the strongest responses and best meet the requirements for providing services in the Accelerated Repair Program.
 - Anser Advisory
 - Arcadis U.S., Inc.
 - Architectural Consulting Group, Inc.
 - Colliers Project Leaders
 - exPERTcon, Inc.
 - Hill International (New England), Inc.
 - LEFTFIELD, LLC
 - NV5 Consultants, Inc.
 - PCA360
 - Project Planning Professionals (P-Three, Inc.)
 - STV | DPM (STV Construction, Inc.)
 - THE VERTEX COMPANIES, INC.
 - Watermark



MSBA Updates

- Executive Director's Report
- **Project Status Updates**
 - Accelerated Repair Program Consultant Procurement 2021-2023 | Update
 - **Project Overview Report**



Accelerated Repair – Bid Summary

2019 Accelerated Repair Program

- 37 of the 37 reported projects bid within the estimated budget
- Final project is evaluating its schedule to bid for construction in 2022



Core Program – Bid Results 2021

- Of the 14 projects scheduled to receive sub-bids in 2021, 7 have reported DBB bids or GMP executions to date
- 6 reported bids came in within the estimated budget

District	School	Scope	Project Type	Bid Date	Construction Estimate *	Bid Amount *	Variance from Construction Estimate	Reim. Rate	Potential Grant Variance **
Millbury	Raymond E. Shaw ES	New	DBB	2/10/2021	\$49,269,791	\$46,273,468	-\$2,996,323	61.37%	-\$1,838,843
Rockland	Jefferson ES	New	DBB	2/24/2021	\$68,249,754	\$58,190,000	-\$10,059,754	67.08%	-\$6,748,083
Easton	Center School	New	DBB	2/23/2021	\$74,886,581	\$63,637,537	-\$11,249,044	55.93%	-\$6,291,590
Dennis-Yarmouth	Mattacheese Middle School	New	DBB	3/16/2021	\$93,744,492	\$84,013,640	-\$9,730,852	57.68%	-\$5,612,755
Sharon	Sharon HS	New	CMR	3/22/2021	\$126,242,153	\$121,544,639	-\$4,697,514	48.95%	-2,299,433
Amesbury	Amesbury ES	New	DBB	4/20/2021	\$48,946,932	\$50,040,000	\$1,063,068	58.98%	\$0
Orange	Dexter Park School	Add/Reno	DBB	7/14/2021	\$45,730,728	\$44,513,553	-\$1,217,175	80.00%	\$973,740
Total					\$507,100,431	\$468,212,837	-\$38,887,594	-	\$23,764,445

*The construction estimate and bid amount include pre-construction services and alternates.

**These numbers are based on preliminary information received from the district and are subject to further review and calculation.



Core Program - Anticipated Bids

Anticipated Sub-Bids in August, September, and October:

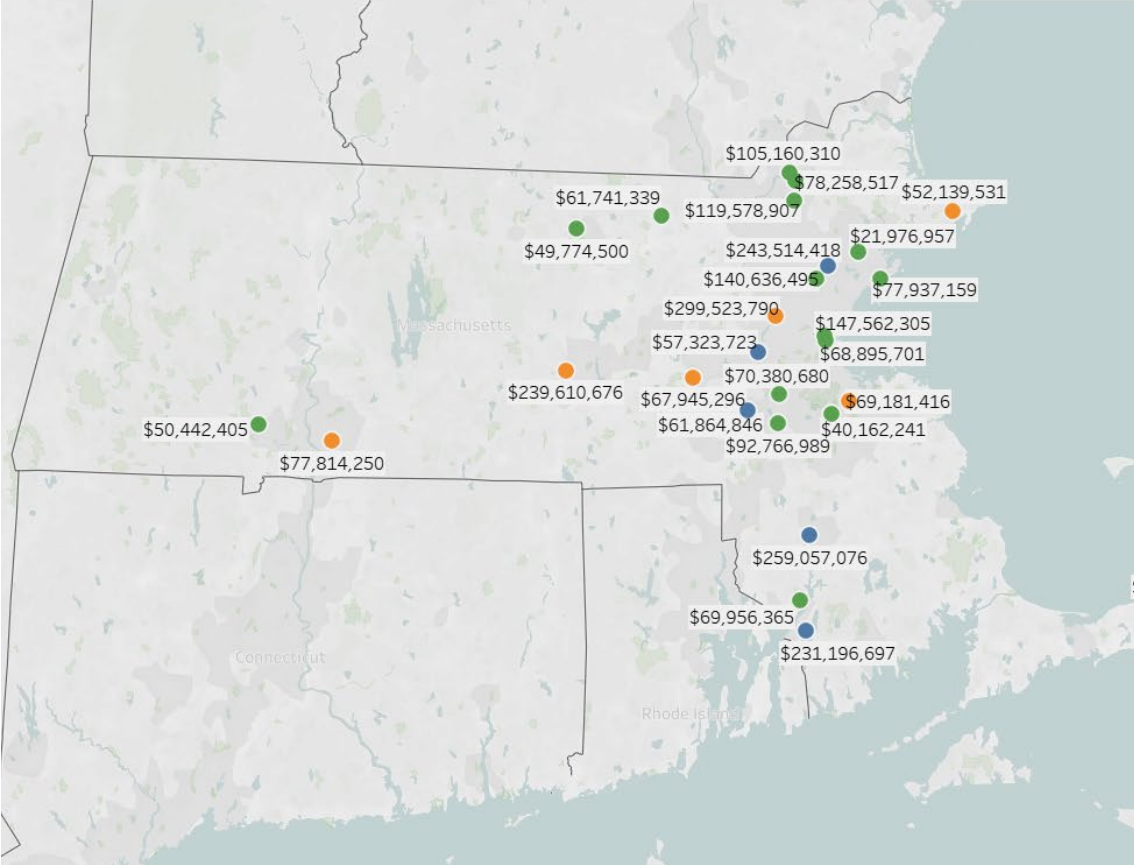
- August – Springfield (CMR), Waltham (CMR)
- September – Braintree (DBB)
- October – None

Anticipated DBB Bids or GMP Executions in August, September, and October :

- August – None
- September – Braintree (DBB)
- October – Springfield (CMR), Waltham (CMR)



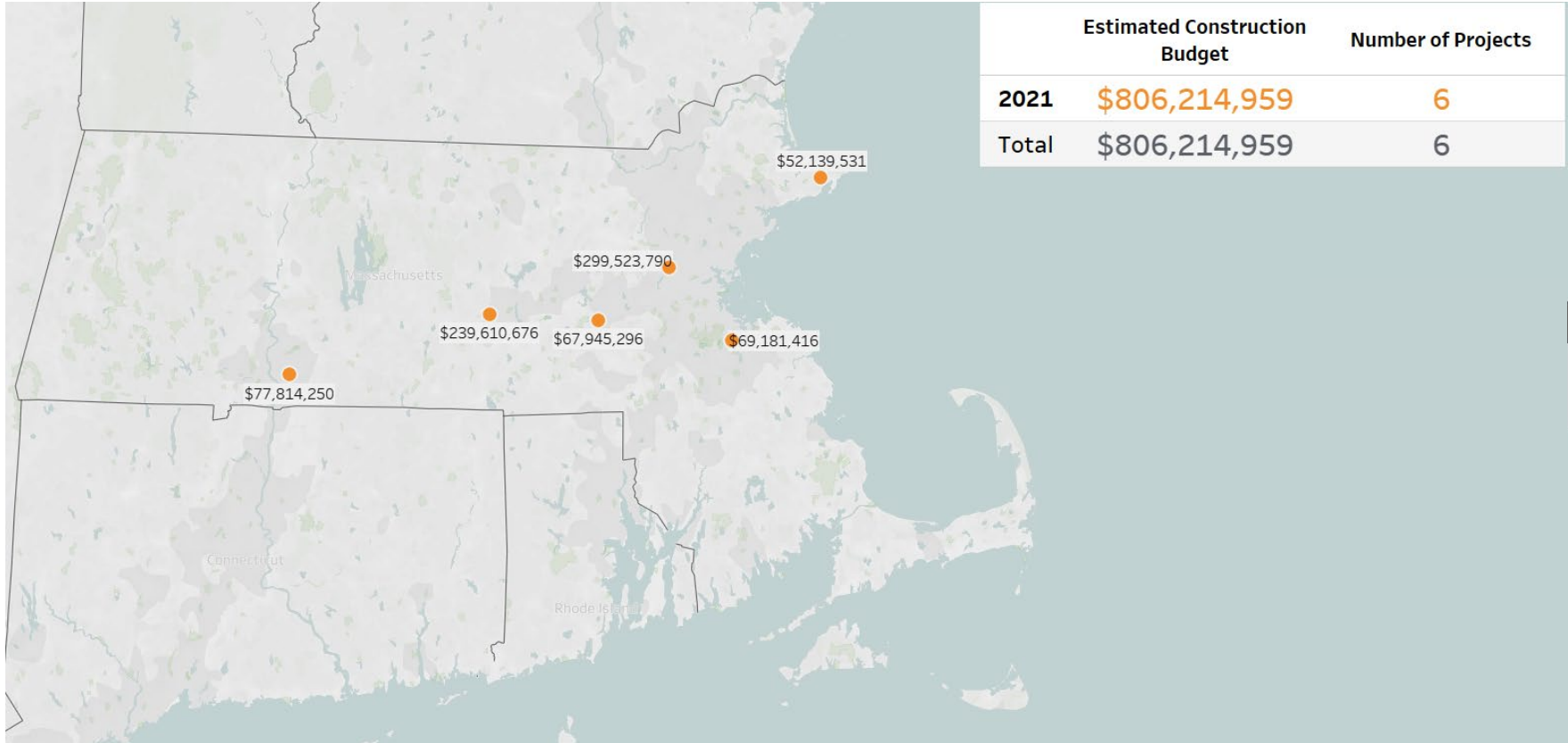
Upcoming MSBA Bids



	Estimated Construction Budget	Number of Projects
2021	\$806,214,959	6
2022	\$1,299,939,035	16
2023	\$852,956,760	5
Total	\$2,959,110,754	27

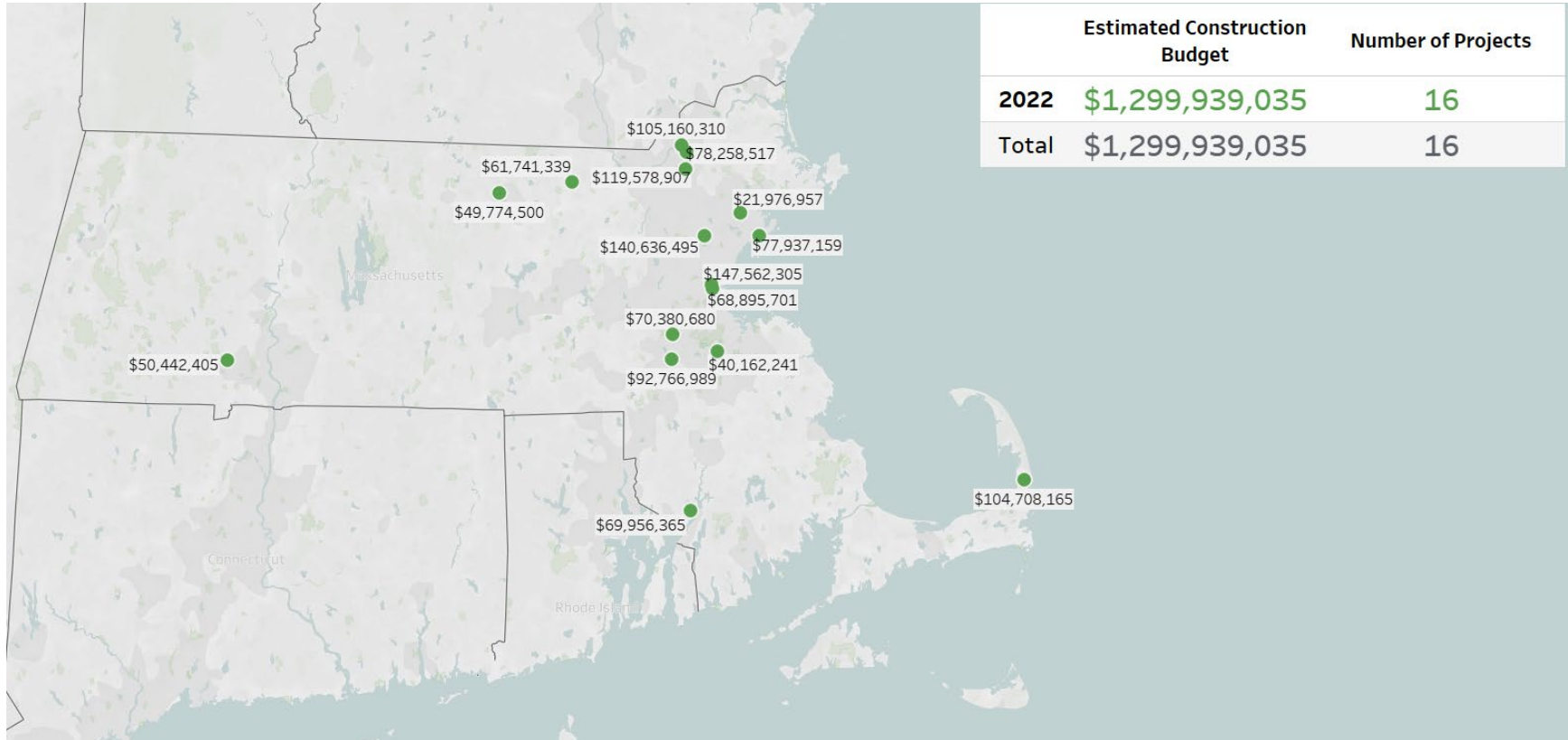


Upcoming MSBA Bids 2021



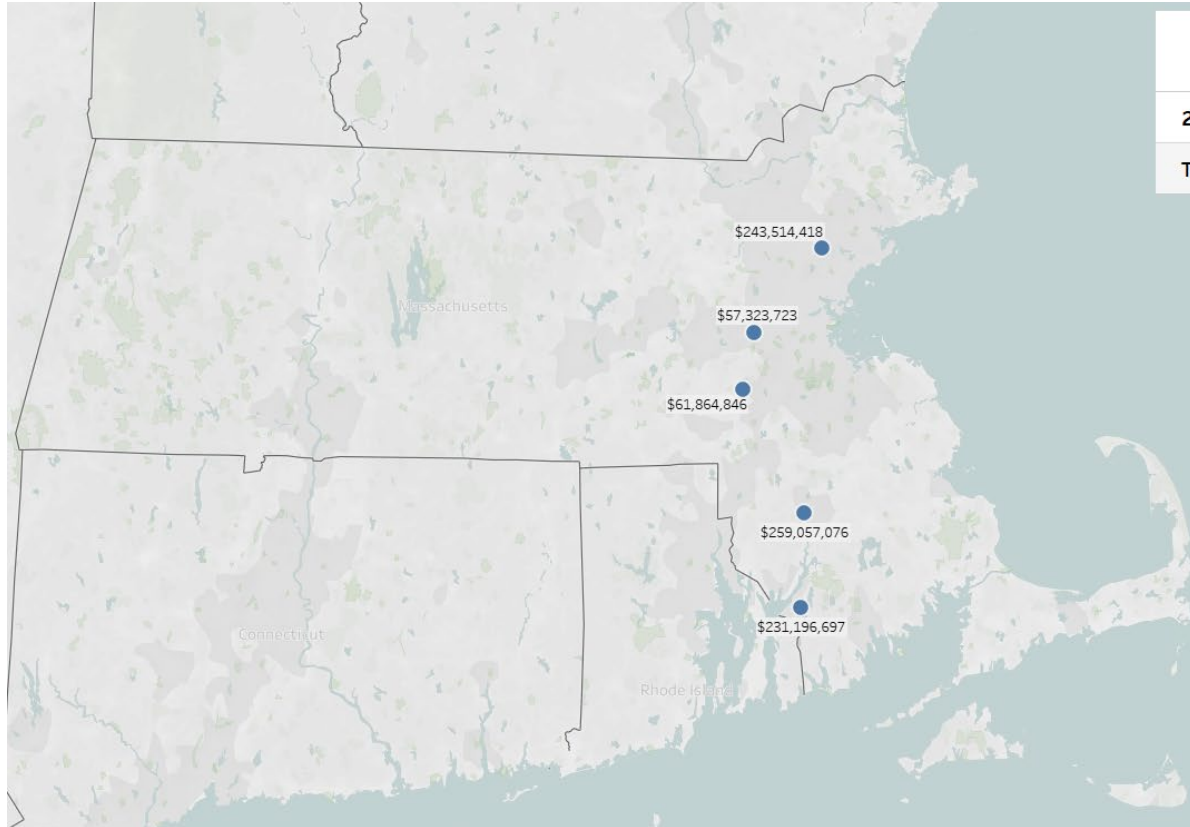


Upcoming MSBA Bids 2022





Upcoming MSBA Bids



	Estimated Construction Budget	Number of Projects
2023	\$852,956,760	5
Total	\$852,956,760	5



Finance Update

- **Sales Tax Collections Update**
- Grant Payments Update
- FY 2021 Year-End Spending and FY 2022 Budget Update



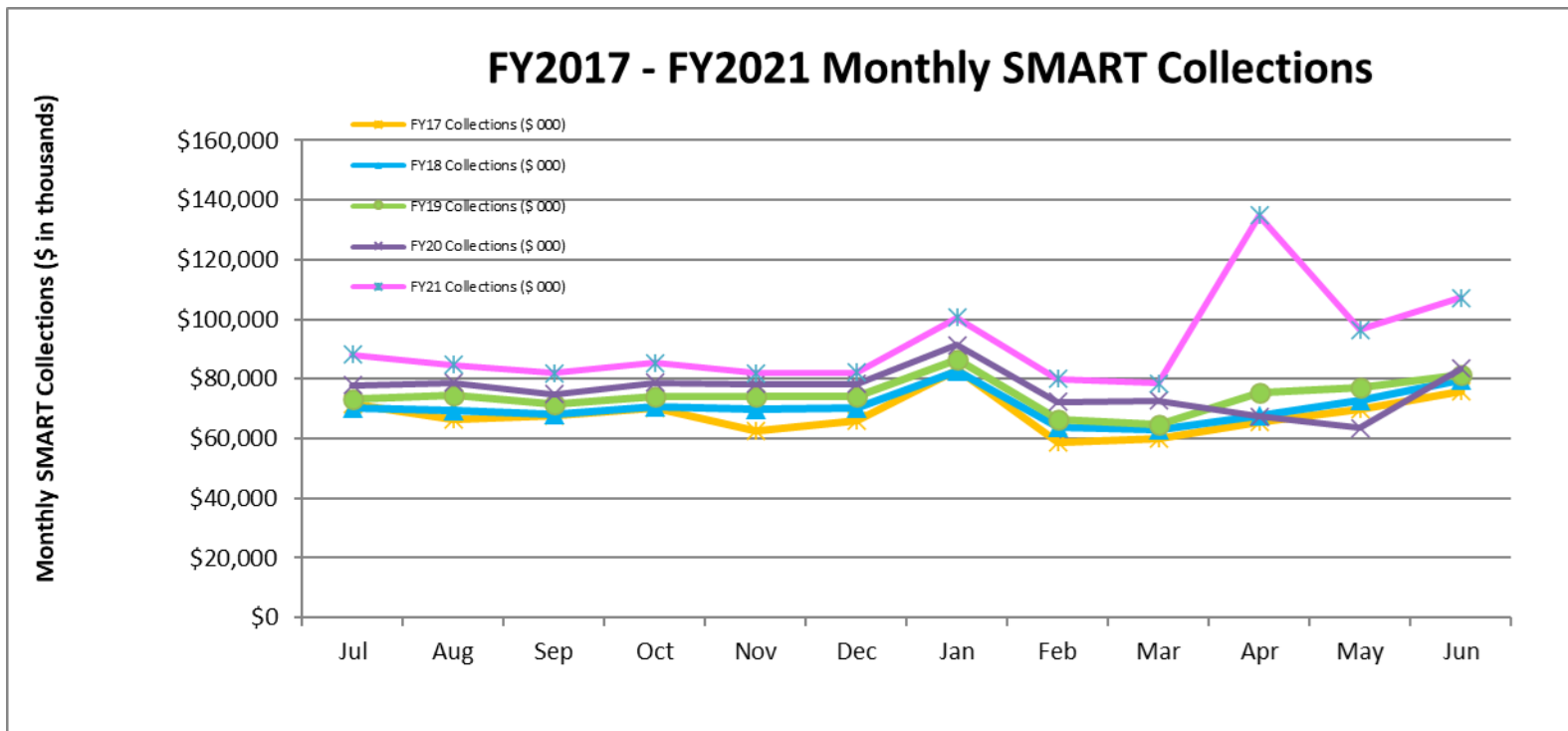
SMART Collections Update

	Jul	Aug	Sep	Oct	Nov	Dec	Jan	Feb	Mar	Apr	May	Jun	YTD
FY20 Receipts	\$ 77,941	\$ 78,753	\$ 74,787	\$ 78,674	\$ 78,230	\$ 78,254	\$ 91,330	\$ 72,266	\$ 72,690	\$ 67,447	\$ 63,598	\$ 83,338	\$ 917,307
\$ Change vs. FY19	\$ 4,776	\$ 4,076	\$ 3,175	\$ 4,469	\$ 4,050	\$ 4,040	\$ 4,988	\$ 5,806	\$ 8,029	\$ (7,752)	\$ (13,383)	\$ 1,834	\$ 24,107
% Change vs. FY19	6.53%	5.46%	4.43%	6.02%	5.46%	5.44%	5.78%	8.74%	12.42%	-10.31%	-17.39%	2.25%	2.70%
FY21 Receipts	\$ 88,108	\$ 84,707	\$ 81,869	\$ 85,292	\$ 81,978	\$ 82,039	\$ 100,578	\$ 79,993	\$ 78,442	\$ 134,696	\$ 96,553	\$ 107,227	\$ 1,101,482
\$ Change vs. FY20	\$ 10,167	\$ 5,954	\$ 7,081	\$ 6,618	\$ 3,749	\$ 3,785	\$ 9,248	\$ 7,727	\$ 5,752	\$ 67,249	\$ 32,955	\$ 23,889	\$ 184,175
% Change vs. FY20	13.05%	7.56%	9.47%	8.41%	4.79%	4.84%	10.13%	10.69%	7.91%	99.71%	51.82%	28.66%	20.08%

- FY 2021 unaudited collections for July 2020 through June 2021 are \$184.2 million or (20.1%) higher than FY 2020 audited collections for the same period.

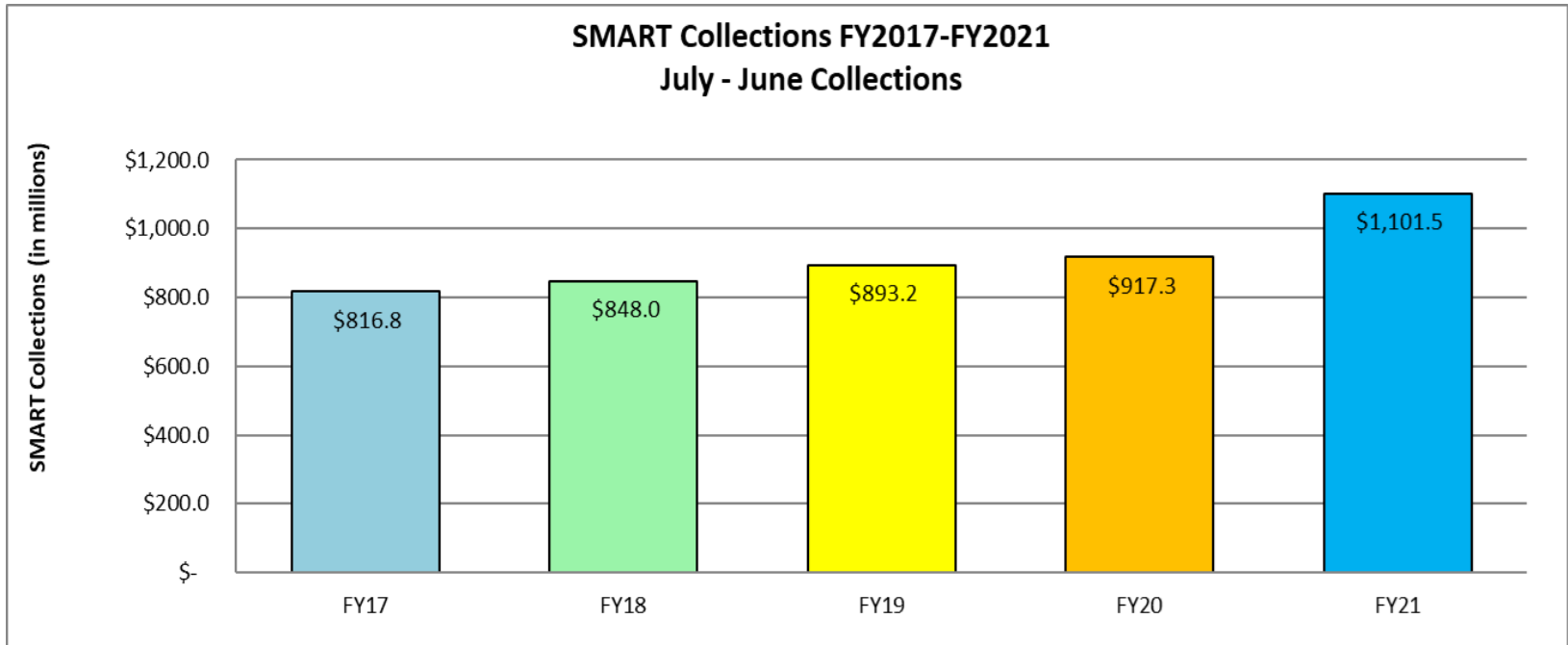


SMART Collections Update



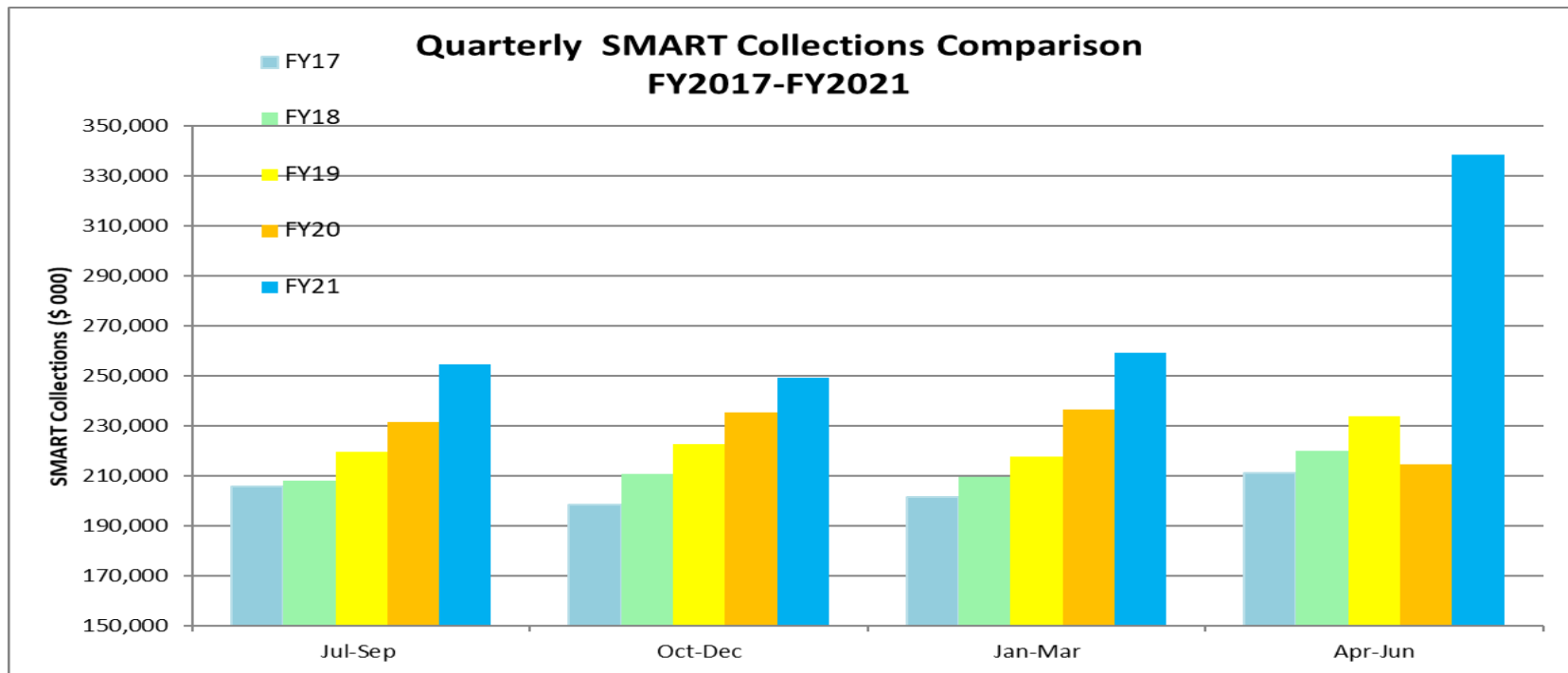


SMART Collections Update





SMART Collections Update





Finance Update

- Sales Tax Collections Update
- **Grant Payments Update**
- FY 2021 Year-End Spending and FY 2022 Budget Update



Grant Payments | FY2022 YTD Update

FY22 YTD Grant Payments Summary*

Program	Grant Payments	# Projects	# Districts
Capital Pipeline Program Prior Grants Waiting List	\$ 46,743,402	39	38
Total	\$ 46,743,402	39	38

*Reflects grant payment data as of July 30, 2021.

- FY 2022 Waiting List payments and Q1 Prior Grant payments will be made in September 2021



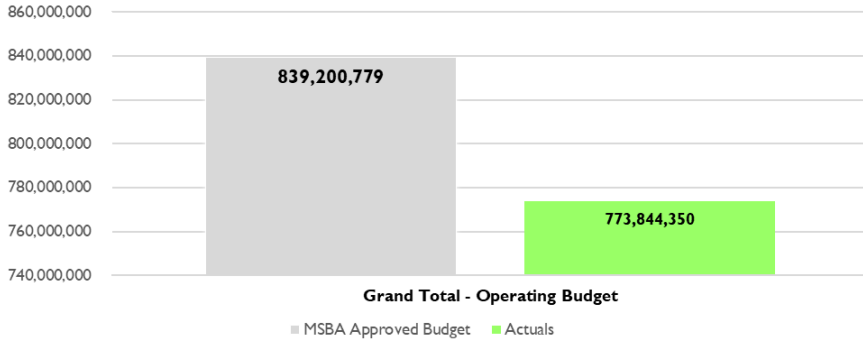
Finance Update

- Sales Tax Collections Update
- Grant Payments Update
- **FY 2021 Year-End Spending and FY 2022 Budget Update**

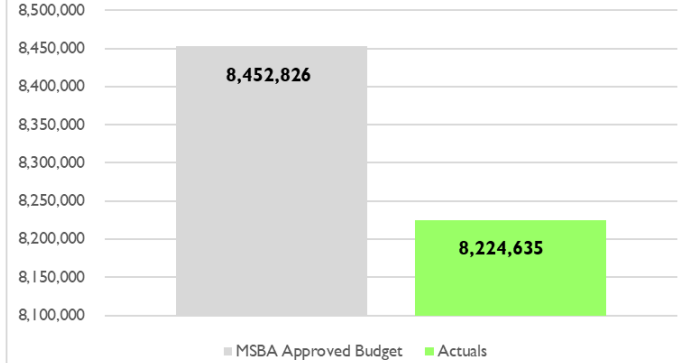


Fiscal Year 2021 Budget vs Actuals

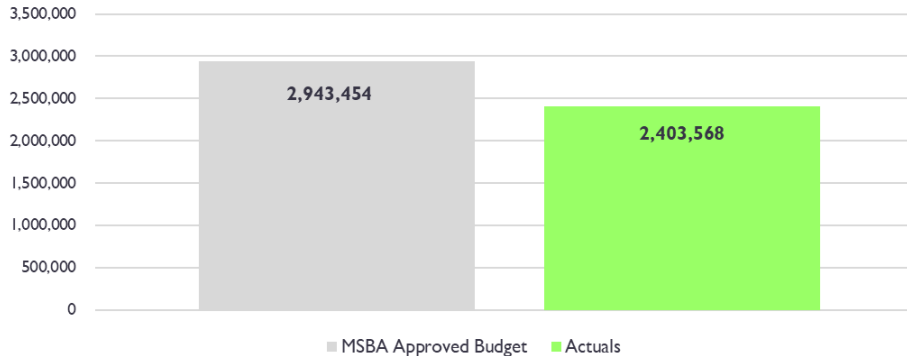
FY 2021 Budget Vs Actual



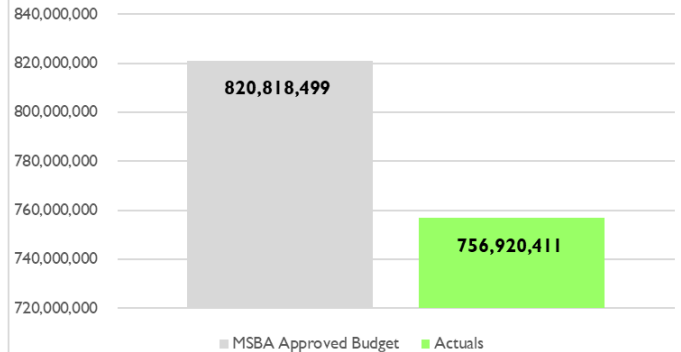
Salaries and Benefits



Administrative Expense

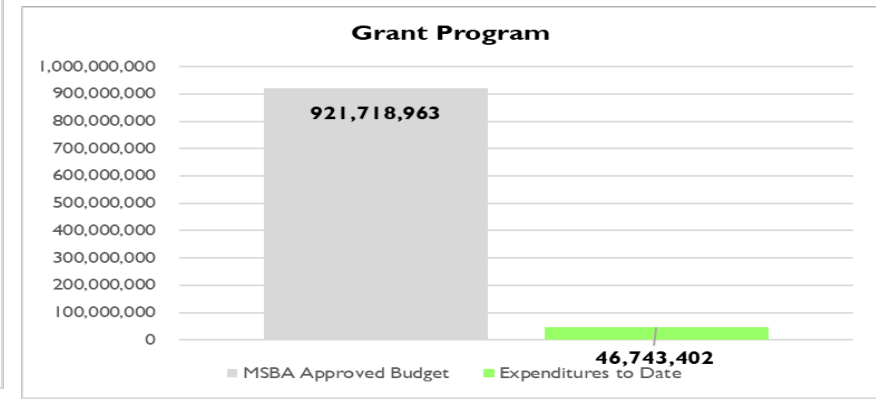
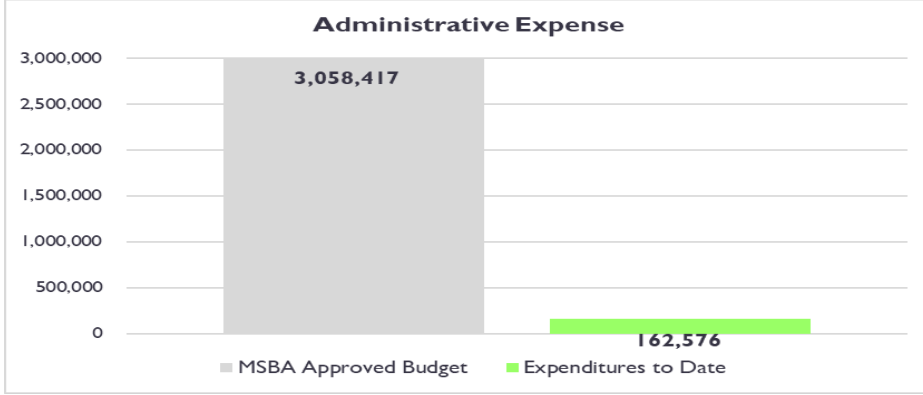
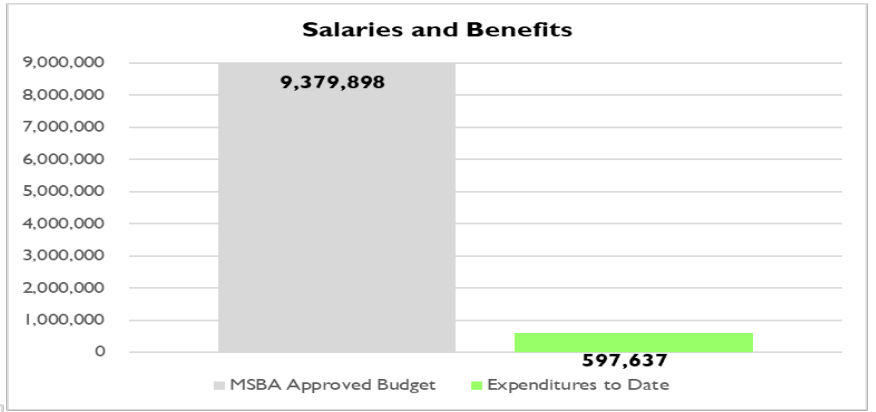
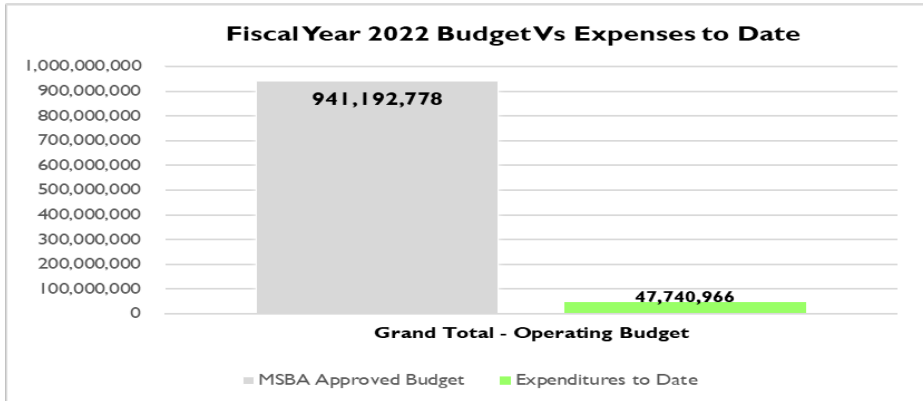


Grant Program





Fiscal Year 2022 Spending to date





Fiscal Year 2021 and Fiscal Year 2022 Spending

