

Massachusetts School Building Authority

Deborah B. Goldberg, State Treasurer and Receiver-General

Chairperson

James MacDonald

Chief Executive Officer

Jack McCarthy

Executive Director



Board Meeting

August 31, 2022



Table of Contents

Project Votes

- Authorization to Execute Project Funding Agreement- Accelerated Repair Program | Vote
- Recommendation for Preferred Schematic Design | Vote
- Invitation to Project Scope and Budget, Estimated Maximum Total Facilities Grant of \$24,582,732 | Vote

Audit Update

- Audit Status Report
- Approval of Final Audits with no appeals, MSBA Capital Pipeline Projects grants of \$38,445,157| Vote

MSBA Updates

- Executive Director's Report
- Project Status Updates
 - Funding Vote Extension- Accelerated Repair Program
 - Project Overview Report

Finance Update

- Sales Tax Collection | Update
- Grant Payments | Update
- FY23 Budget | Update

Legal

- Projects with Pending Litigation | Update

Executive Session



Project Votes



Authorization to Execute Project Funding Agreement- Accelerated Repair Program | **Vote**

District	School	Scope	Total Project Budget	Estimated Maximum Total Facilities Grant
Everett	Webster School	Roof	\$1,741,943	\$911,315
Freetown- Lakeville RSD	Assawompset Elementary School	Windows/Doors	\$4,222,294	\$2,160,168
Gloucester	Ralph B. O'Maley Innovation Middle School	Windows/Doors	\$6,421,887	\$3,554,161
Haverhill	Moody Preschool	Partial Roof	\$832,335	\$577,283
Lynn	Captain William G. Shoemaker Elementary School	Roof	\$3,372,500	\$2,357,088
Melrose	Herbert Clark Hoover Elementary School	Roof	\$2,306,449	\$1,021,573
	Horace Mann Elementary School	Roof	\$1,460,177	\$624,400
Total			\$20,357,585	\$11,205,988



Preferred Schematic Design | **Vote**

District	School	Project Scope	Estimated Total Construction	Estimated Total Project Costs
Amherst	Fort River Elementary School	New	\$77,947,723	\$97,434,654
Maynard	Green Meadow Elementary School	New	\$57,237,067	\$71,546,334
Total			\$135,184,790	\$168,980,988



Preferred Schematic Design | Amherst

Fort River Elementary School

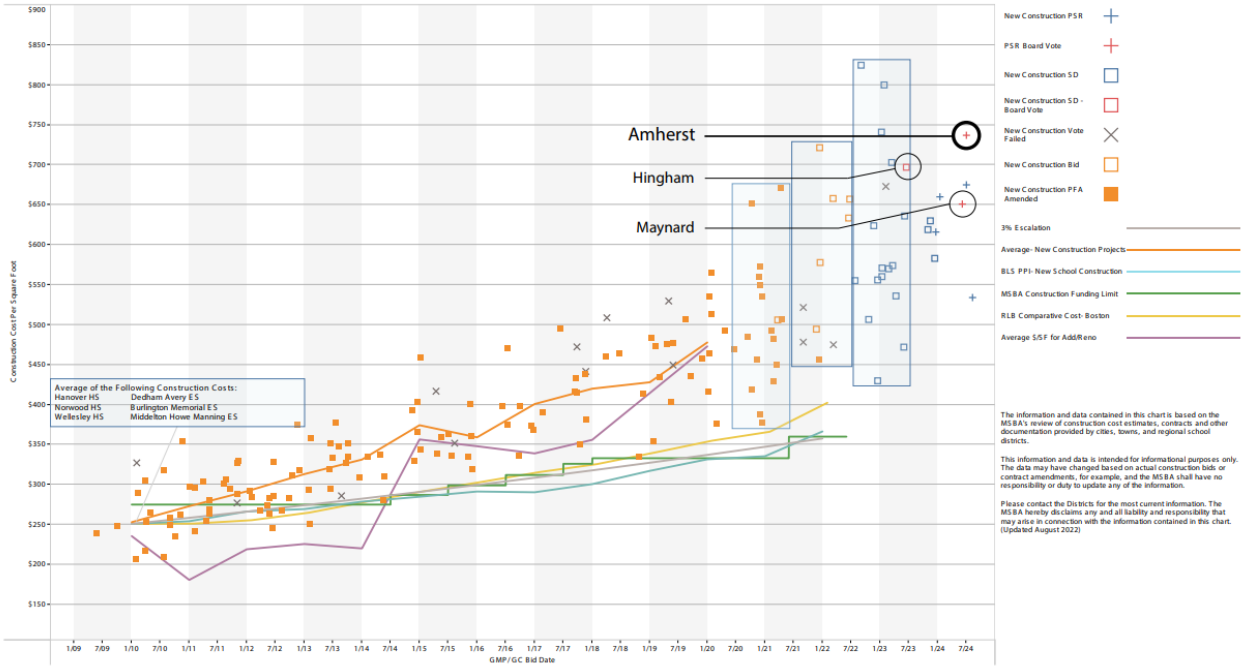
- Year Opened: 1973
- Current Grade Configuration: K-5
- Agreed Upon Grade Configuration: K-5
- Agreed Upon Enrollment: 575
- Proposed Scope of Project: New/Consolidation with Wildwood ES
- Existing Square Footage: 81,360
- Proposed Square Footage: 105,750
- Estimated Total Construction Cost of Preferred Schematic: \$77,947,723



Fort River Elementary School

Preferred Schematic Design | Amherst

New Construction Costs Compared to Common Economic Indicators | August 10, 2022





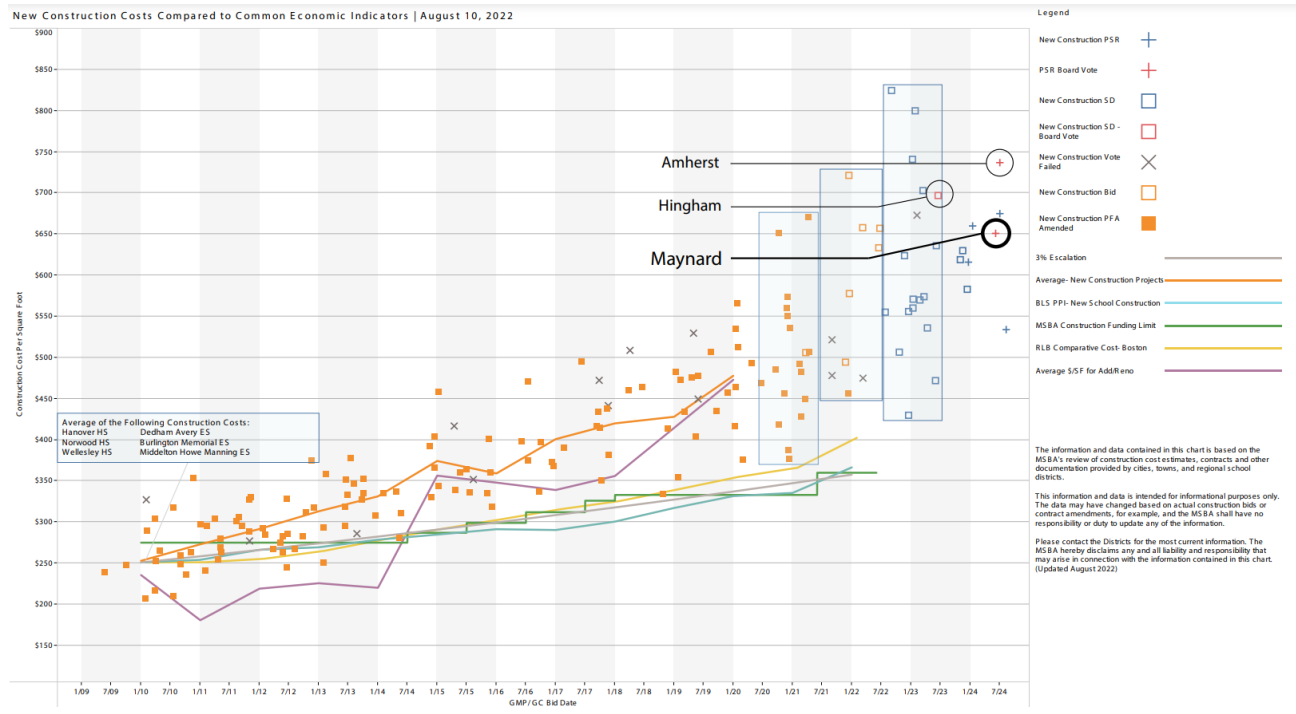
Green Meadow Elementary School

- Year Opened: 1955
- Current Grade Configuration: PK-3
- Agreed Upon Grade Configuration: PK-3
- Agreed Upon Enrollment: 395
- Proposed Scope of Project: New Construction
- Existing Square Footage: 76,378
- Proposed Square Footage: 87,980
- Estimated Total Construction Cost of Preferred Schematic: \$57,237,067



Green Meadow Elementary School

Preferred Schematic Design | Maynard





Project Scope and Budget | **Vote**

District	School	Project Scope	Total Project Budget	Estimated Maximum Total Facilities Grant
Hingham	William L. Foster Elementary School	New	\$113,335,749	\$24,582,732
Total			\$113,335,749	\$24,582,732



Project Scope and Budget | Hingham

William L. Foster Elementary School

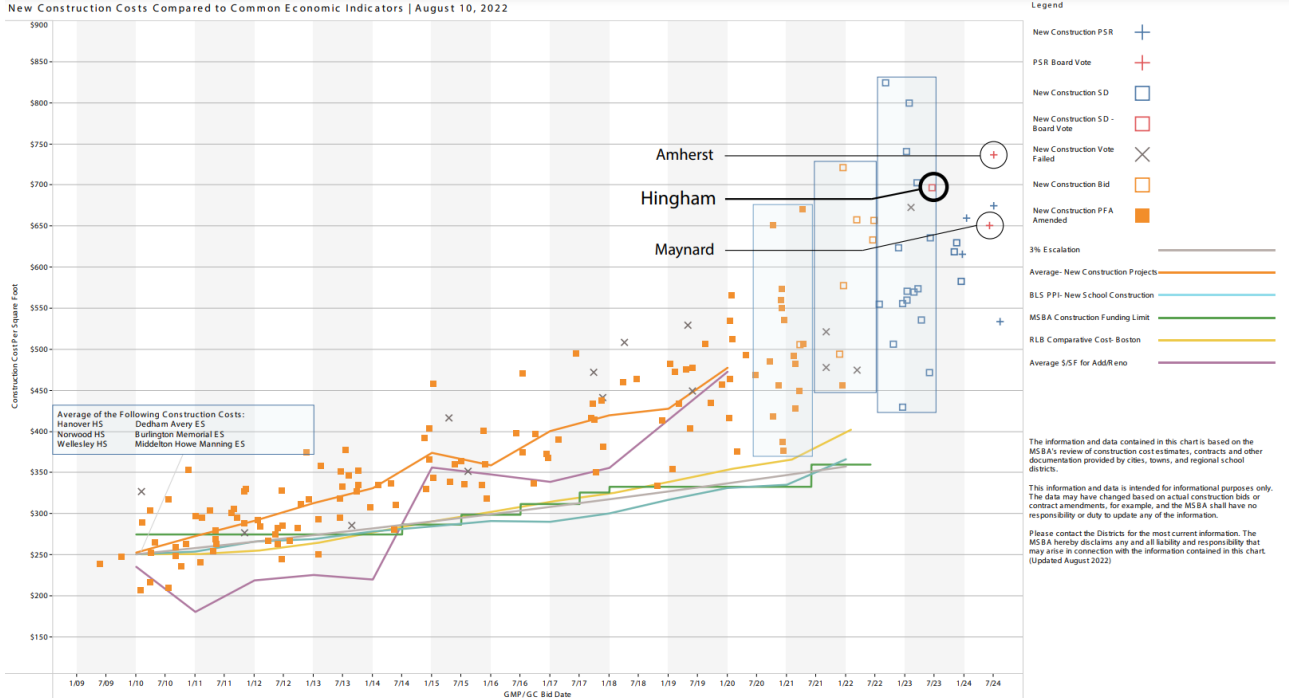
- Year Opened: 1951
- Current Grade Configuration: K-5
- Agreed Upon Grade Configuration: PK-5
- Agreed Upon Enrollment: 605
- Scope of Project: New Construction
- Existing Square Footage: 71,982
- Proposed Square Footage: 126,385
- District Total Project Budget: \$113,335,749
- Estimated Basis Total Facilities Grant: \$60,656,593
- Reimbursement Rate*: 40.54%
- Estimated Maximum Total Facilities Grant: \$24,582,732

**The MSBA has provisionally included two (2) incentive points for energy efficiency, subject to the District meeting certain sustainability requirements for the project. If the District does not meet the requirements for the energy efficiency, the District will not qualify for these incentive points, and the MSBA will adjust the reimbursement rate accordingly.*



William L. Foster Elementary School

Project Scope and Budget | Hingham





Project Scope and Budget | Hingham

William L. Foster Elementary School





Audit Update



Audit Status Update

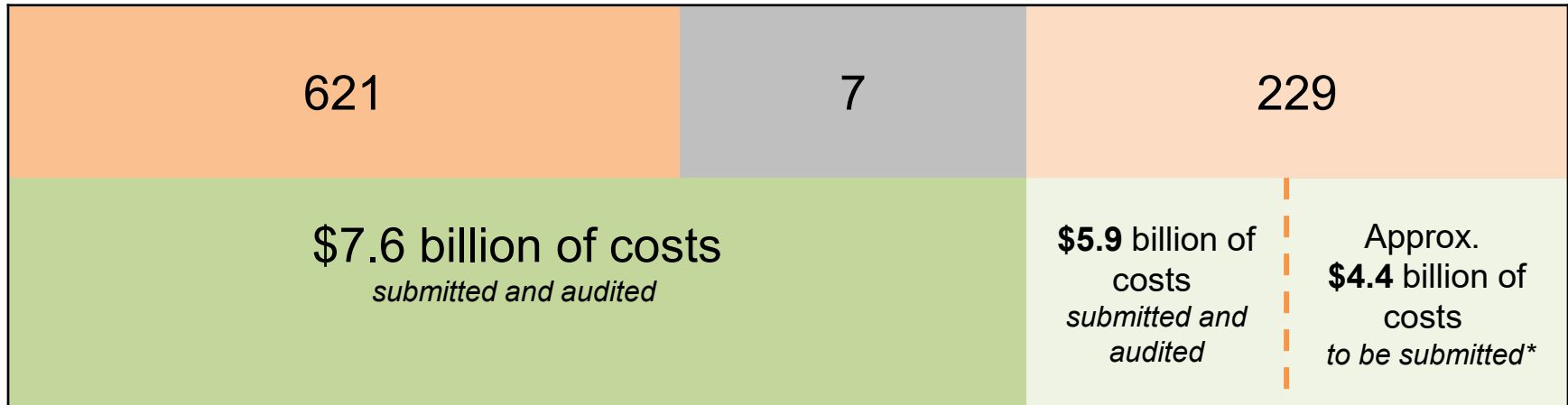
Capital Pipeline Program

■ Today's Vote

Completed Projects

Projects
Currently Have
Executed FSA
and PFA

Estimated Costs
Remaining

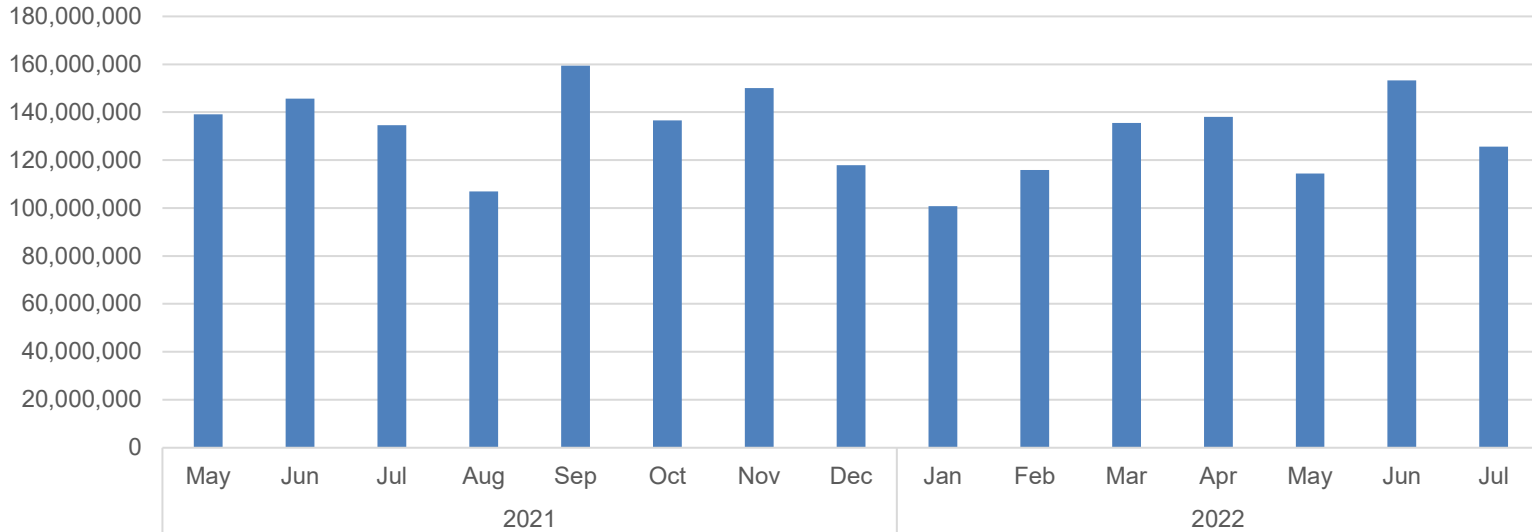


*Estimated based on Total Project Budgets from executed funding agreements and submitted costs as of August 17, 2022.



Capital Pipeline Program | Monthly Audited Project Costs

- Rolling 12 month submitted costs monthly average of \$129.5 million
- Total 12 Month Audited Costs = \$1.55 billion





Capital Pipeline Program | Closeout Audits

Today's Vote: August 31, 2022 Approval of Final Audits – Capital Pipeline Projects

	MSBA ID	District Name	School Name	Project Type	Project Scope	Reimb. Rate	Total Project Budget	Final Costs Submitted	Ineligible Costs	Basis for Final Total Facilities Grant	Authorized Grant for Cap Reconciliation	Final Total Facilities Grant	Grant Reconciliation FY	Additional Savings in Final Audit Grant for Cap Reconciliation
1	201706220008	Blackstone-Millville	John F Kennedy Elementary	Accelerated Repair	Windows / Doors, Boiler	57.74%	\$2,889,018	\$2,684,188	\$27,758	\$2,656,430	\$2,648,514	\$1,533,823	ARP FY18	\$1,114,691
2	201700870013	East Longmeadow	Meadow Brook	Accelerated Repair	Windows / Doors	55.00%	\$2,339,402	\$2,133,004	\$116,176	\$2,016,828	\$1,460,645	\$1,109,255	ARP FY18	\$351,390
3	201800870013	East Longmeadow	Meadow Brook	Accelerated Repair	Roof	55.00%	\$3,188,859	\$1,690,153	\$370,603	\$1,319,550	\$1,338,736	\$725,753	ARP FY19	\$612,984
4	201701370010	Holyoke	H.B. Lawrence School	Core Program	Feasibility Study	80.00%	\$1,190,000	\$1,190,003	\$30,724	\$1,171,715	\$952,000	\$927,423	FY14 / FY17 / FY23	\$24,577
5	201307150505	Mount Greylock	Mt Greylock Regional High	Core Program	Addition / Renovation	59.68%	\$64,693,600	\$65,006,761	\$11,817,265	\$53,189,496	\$33,234,815	\$31,743,491	FY16	\$1,491,324
6	201807280015	New Salem-Wendell	Swift River	Accelerated Repair	Windows / Doors	76.00%	\$1,243,944	\$891,889	\$110,919	\$780,970	\$796,606	\$593,537	ARP FY19	\$203,069
7	201803090305	Ware	Ware Middle School	Accelerated Repair	Windows / Doors	78.95%	\$3,283,123	\$2,438,535	\$143,570	\$2,294,965	\$2,522,569	\$1,811,875	ARP FY19	\$710,694
						TOTAL	\$78,827,946	\$76,034,533	\$12,617,015	\$63,429,954	\$42,953,885	\$38,445,157		\$4,508,729

*The Fiscal Years highlighted in bold are not included in the original FY08-FY16 Grant Reconciliation summary.



MSBA Updates

- **Executive Director's Report**
- Project Status Updates
 - Project Overview Report



Project Visits/ Meetings and Local Votes

- Since the June 22nd Board meeting, the MSBA has visited or spoken with 15 projects.
- 1 District have voted affirmatively to appropriate feasibility study funds or full project funds as of June 22, 2022.

Project Visits/Meetings		Local Votes	
Acton-Boxborough RSD Amesbury Arlington Ashland Attleboro Bridgewater-Raynham RSD Bristol County RVTSD Dennis-Yarmouth RSD	Gardner Lowell Millbury Orange Rockland Weymouth Worcester	Feasibility Study Funds Leominster	Full Project Funds



Project Visits/Meetings

Upcoming site visits and calls anticipated in September and October:

Project Visits/Meetings	
Amesbury Arlington Ashland Attleboro	Bridgewater-Raynham RSD Millbury Worcester



Outreach

Since the June 22nd Board meeting, Jack McCarthy participated in 5 Outreach events:

- 6/29/2022 - Meeting with Representative Barrett & Clarksburg Officials
- 7/8/2022 - Meeting with Senator Lewis
- 7/8/2022 - Meeting with Superintendent Macero
- 7/11/2022 - School Healthy materials Meeting
- 7/13/2022 - M.A.S.S. Executive Institute



Ribbon Cuttings

Weymouth Maria Weston Chapman Middle School
8/6/2022



Attleboro High School
8/16/2022



Fall River BMC Durfee High School
8/24/2022





MSBA Updates

- Executive Director's Report
- **Project Status Updates**
 - **Funding Vote Extension- Accelerated Repair Program**
 - Project Overview Report



Funding Vote Extension – Accelerated Repair Program

District	School	PFA Board Approval	90-day Funding Expiration	Reason for Extension	Proposed Vote Date	Recommended Extension	Additional Days
Mansfield	Mansfield High School	June 22, 2022	September 20, 2022	Scheduled Town Meeting	December 1, 2022	December 21, 2022	92

* At the June 22, 2022 Board of Director’s meeting the Town of Mansfield requested, and the Board approved a 60-day extension beyond the 90-day deadline to obtain local funding. On August 26, 2022 the Town requested an additional 32-day extension to meet the Town’s Fall Town Meeting date of December 1, 2022.



MSBA Updates

- Executive Director's Report
- **Project Status Updates**
 - Funding Vote Extension- Accelerated Repair Program
 - **Project Overview Report**



Accelerated Repair – Bid Summary

2020 Accelerated Repair Program

- 10 of the 13 reported projects bid within the estimated budget
- Additional 5 projects are anticipated to bid by the October Board of Directors meeting



Core Program – Bid Results 2021

- 12 projects received sub-bids in 2021, 12 have reported DBB bids or GMP executions to date
- 9 reported bids came in within the estimated budget

District	School	Scope	Project Type	Bid Date	Construction Estimate *	Bid Amount *	Variance from Construction Estimate	Reim. Rate	Potential Grant Variance **
Millbury	Raymond E. Shaw ES	New	DBB	2/10/2021	\$49,269,791	\$46,273,468	-\$2,996,323	61.37%	-\$1,838,843
Rockland	Jefferson ES	New	DBB	2/24/2021	\$68,249,754	\$58,190,000	-\$10,059,754	67.08%	-\$6,748,083
Easton	Center School	New	DBB	2/23/2021	\$74,886,581	\$63,637,537	-\$11,249,044	55.93%	-\$6,291,590
Dennis-Yarmouth	Mattacheese Middle School	New	DBB	3/16/2021	\$93,744,492	\$84,013,640	-\$9,730,852	57.68%	-\$5,612,755
Sharon	Sharon HS	New	CMR	3/22/2021	\$126,242,153	\$121,544,639	-\$4,697,514	48.95%	-2,299,433
Amesbury	Amesbury ES	New	DBB	4/20/2021	\$48,946,932	\$50,040,000	\$1,063,068	58.98%	\$0
Orange	Dexter Park School	Add/Reno	DBB	7/14/2021	\$45,730,728	\$44,513,553	-\$1,217,175	80.00%	-\$973,740

*The construction estimate and bid amount include pre-construction services and alternates.

**These numbers are based on preliminary information received from the district and are subject to further review and calculation.



Core Program – Bid Results 2021

- 12 projects received sub-bids in 2021, 12 have reported DBB bids or GMP executions to date
- 9 reported bids came in within the estimated budget

District	School	Scope	Project Type	Bid Date	Construction Estimate *	Bid Amount *	Variance from Construction Estimate	Reim. Rate	Potential Grant Variance **
Springfield	William N DeBerry ES	New	CMR	11/1/2021	\$77,814,250	\$77,126,270	-\$687,980	80.00%	-\$550,384
Braintree	South MS	New	DBB	12/7/2021	\$69,181,416	\$66,700,700	-\$2,480,716	53.96%	-\$1,338,594
Waltham	Waltham HS	New	CMR	12/13/2021	\$299,523,790	\$299,304,940	-\$218,850	65.71%	-\$143,806
Gloucester	East Gloucester ES	New	CMR	2/23/2022	\$52,139,531	\$52,270,320	\$130,789	64.65%	\$0
Lowell**	Lowell HS	Add/Reno	CMR	Pending	\$271,244,856	\$306,010,277	\$34,765,421	80.00%	\$0
Total					\$1,277,004,274	\$1,269,625,344	-\$7,378,930	-	-\$25,797,230

*The construction estimate and bid amount include pre-construction services and alternates.

**These numbers are based on preliminary information received from the district and are subject to further review and calculation.



Core Program – Bid Results 2022

- 16 projects scheduled to receive sub-bids in 2022, 3 have reported DBB bids or CMR executions to date
- 3 reported bids came in above the estimated budget

District	School	Scope	Project Type	Bid Date	Construction Estimate *	Bid Amount *	Variance from Construction Estimate	Reim. Rate	Potential Grant Variance **
Ashland	David Mindess ES	New	CMR	3/8/2022	\$67,945,296	\$69,007,311	\$1,062,015	55.57%	\$0
Worcester	Doherty Memorial HS	New	CMR	6/15/2022	\$239,610,676	\$267,228,357	\$27,617,681	80.00%	\$0
Westwood	Paul R. Hanlon ES	New	DBB	6/22/2022	\$70,380,680	\$74,352,876	\$3,972,196	35.42%	\$0
Total					\$377,936,652	\$410,588,544	\$32,651,892	-	\$0

*The construction estimate and bid amount include pre-construction services and alternates.

**These numbers are based on preliminary information received from the district and are subject to further review and calculation.



Core Program - Anticipated Bids

Anticipated Sub-Bids in August, September, and October:

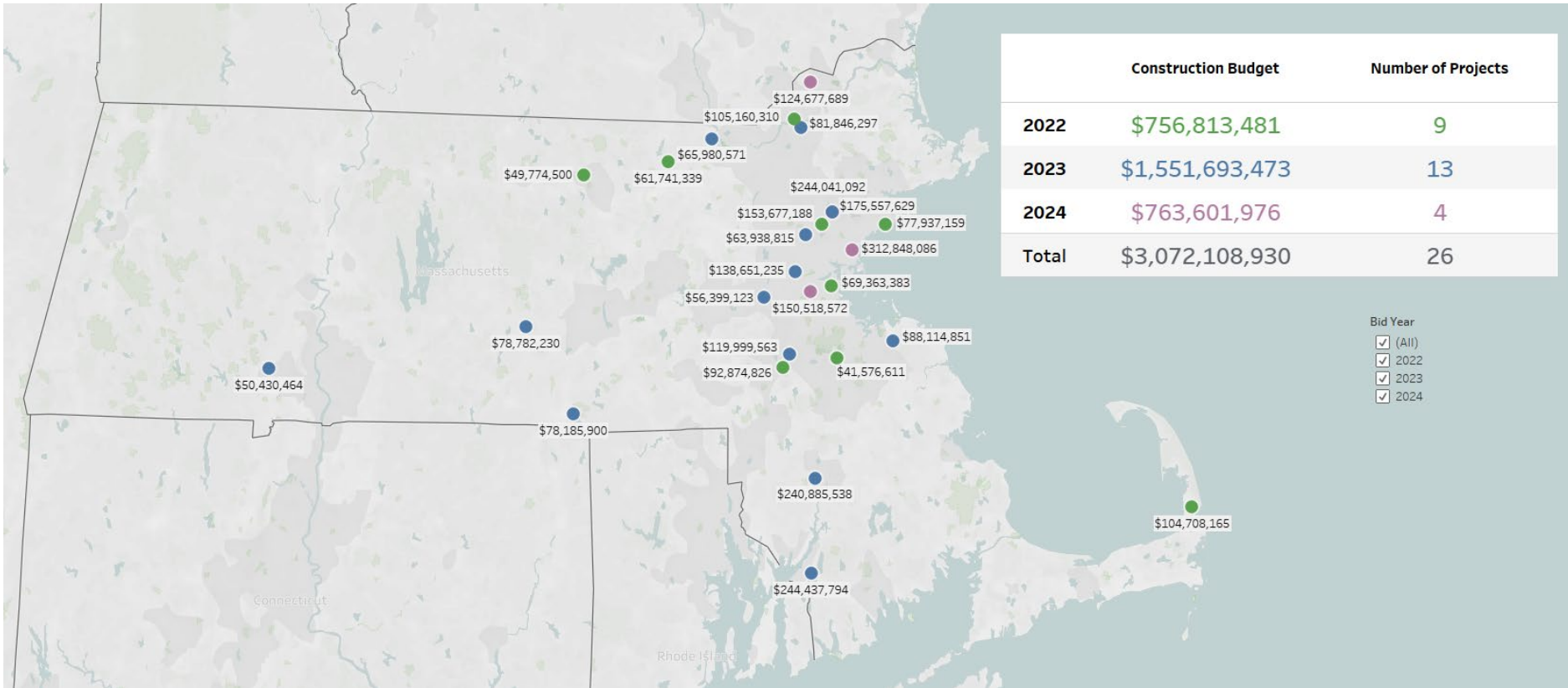
- August – Lawrence Oliver Partnership (CMR)
- September – Nauset Regional (DBB)
- October – Swampscott (DBB)

Anticipated DBB Bids or GMP Executions in August, September, and October:

- August – None
- September – Boston JQUS (CMR), Peabody (CMR), Lawrence Oliver Partnership (CMR)
- October – Nauset Regional (DBB), Swampscott (DBB)

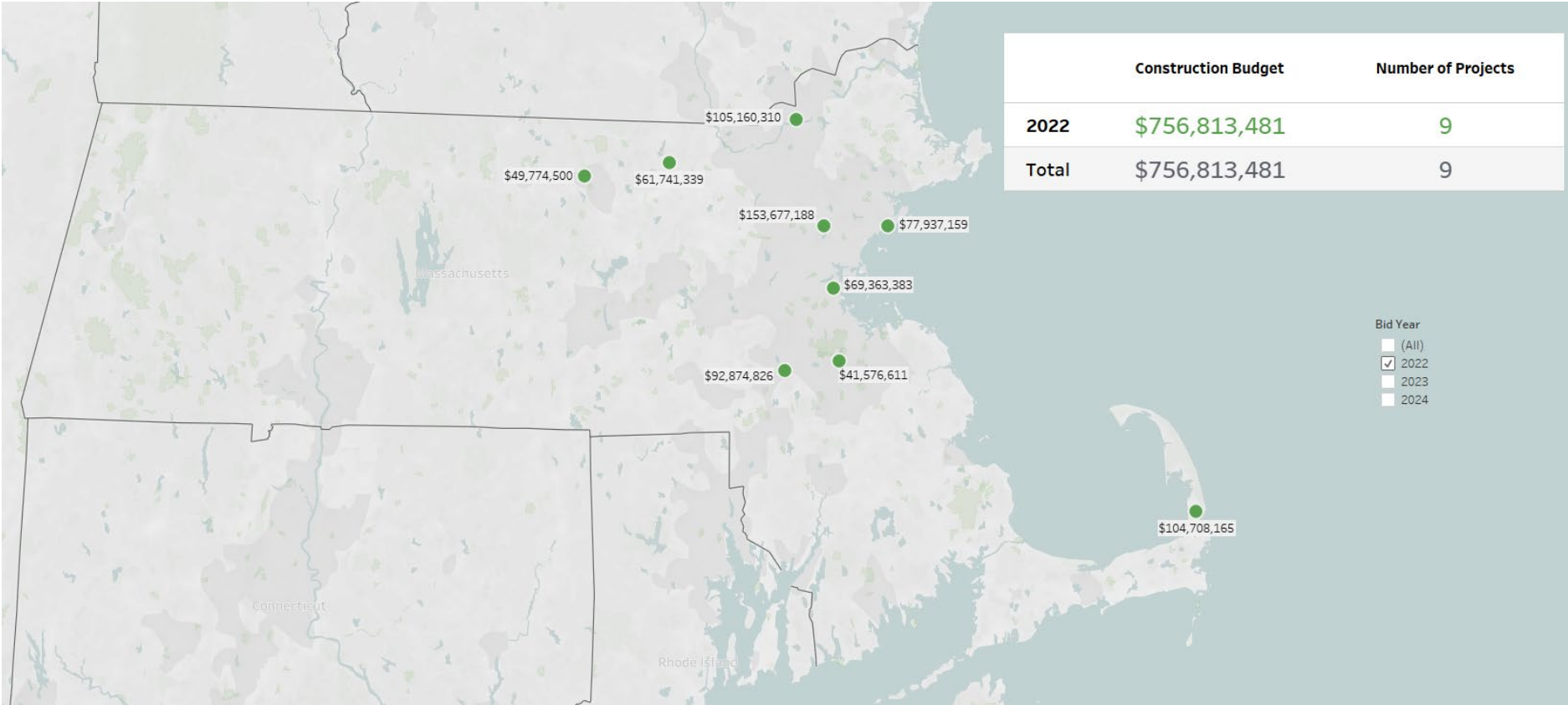


Upcoming MSBA Bids



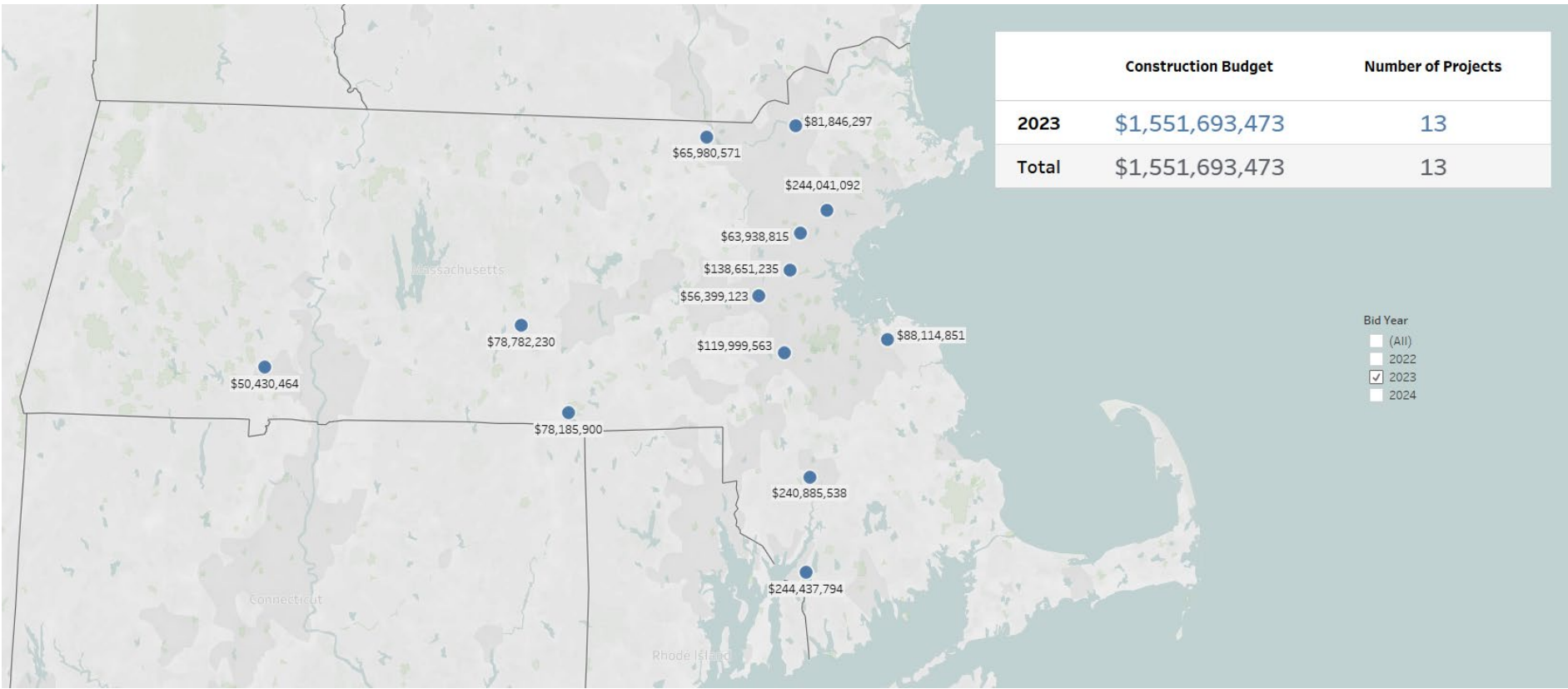


Upcoming MSBA Bids 2022



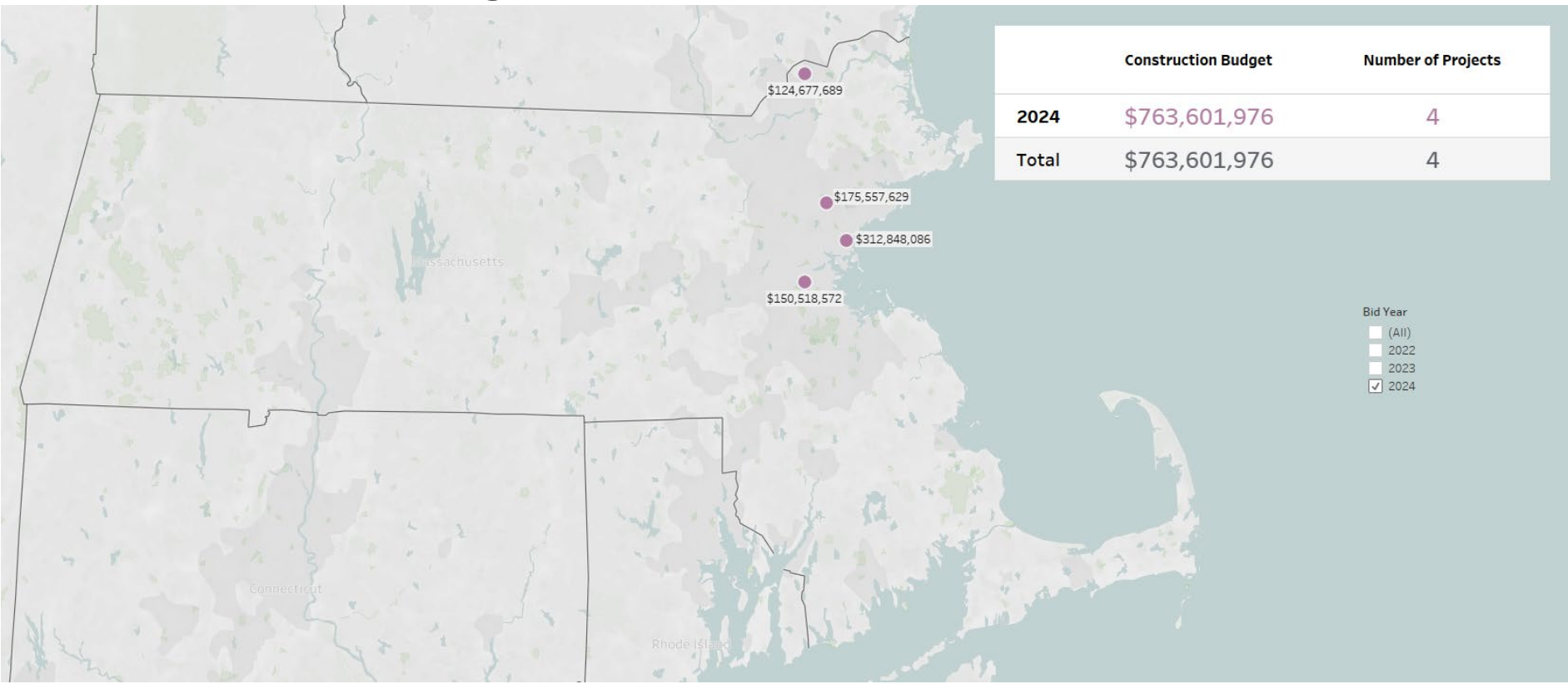


Upcoming MSBA Bids 2023





Upcoming MSBA Bids 2024





Finance Update

- **Sales Tax Collections Update**
- Grant Payments Update
- FY 2023 Budget Update



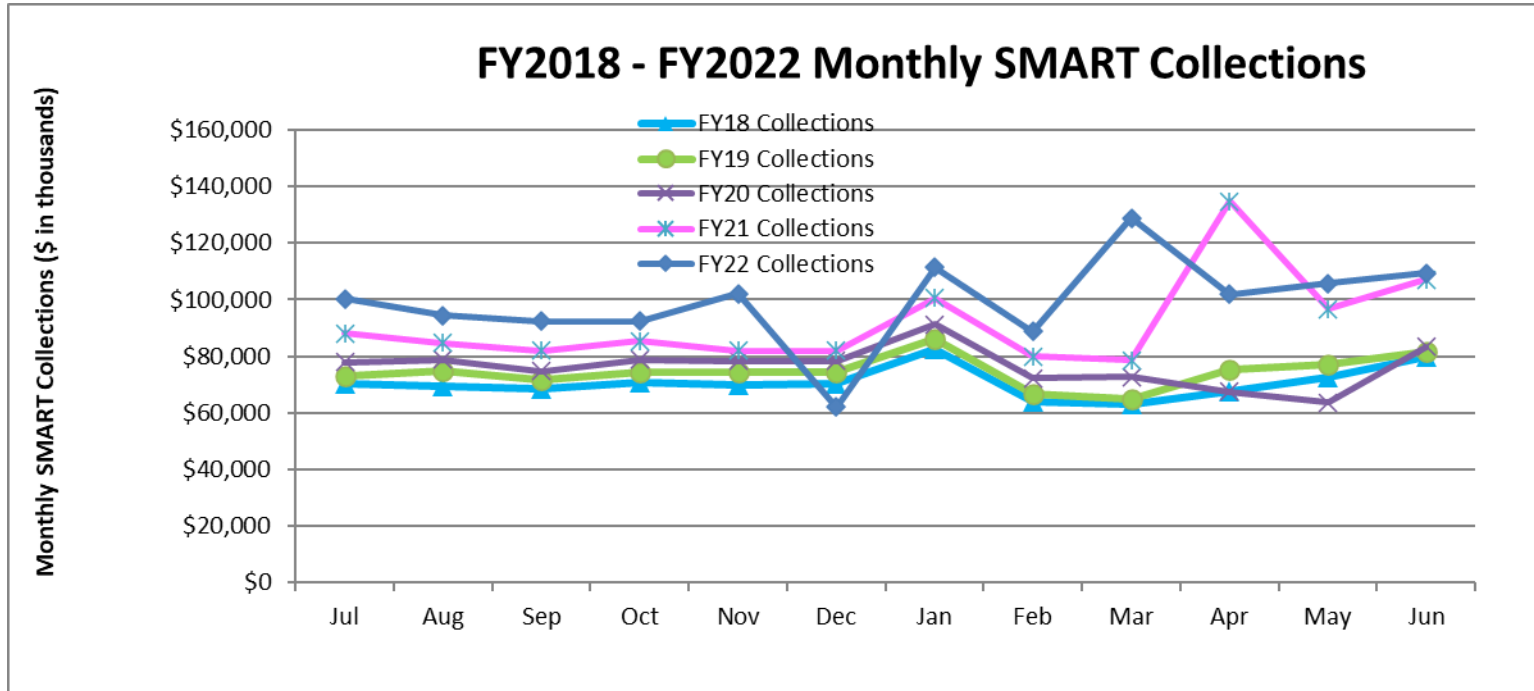
SMART Collections Update

	Jul	Aug	Sep	Oct	Nov	Dec	Jan	Feb	Mar	Apr	May	Jun	YTD
FY21 Receipts	\$ 88,108	\$ 84,707	\$ 81,869	\$ 85,292	\$ 81,978	\$ 82,039	\$ 100,578	\$ 79,993	\$ 78,442	\$ 134,696	\$ 96,553	\$ 107,227	\$ 1,101,482
\$ Change vs. FY20	\$ 10,167	\$ 5,954	\$ 7,081	\$ 6,618	\$ 3,749	\$ 3,785	\$ 9,248	\$ 7,727	\$ 5,752	\$ 67,249	\$ 32,955	\$ 23,889	\$ 184,175
% Change vs. FY20	13.05%	7.56%	9.47%	8.41%	4.79%	4.84%	10.13%	10.69%	7.91%	99.71%	51.82%	28.66%	20.08%
FY22 Receipts	\$ 100,316	\$ 94,496	\$ 92,282	\$ 92,365	\$ 102,050	\$ 61,929	\$ 111,428	\$ 88,825	\$ 128,888	\$ 101,940	\$ 105,788	\$ 109,367	\$ 1,189,674
\$ Change vs. FY21	\$ 12,208	\$ 9,789	\$ 10,413	\$ 7,073	\$ 20,072	\$ (20,110)	\$ 10,850	\$ 8,832	\$ 50,446	\$ (32,756)	\$ 9,235	\$ 2,140	\$ 88,192
% Change vs. FY21	13.86%	11.56%	12.72%	8.29%	24.48%	-24.51%	10.79%	11.04%	64.31%	-24.32%	9.57%	2.00%	8.01%

- FY 22 collections for July through June are \$88.2 million (8.01%) higher than same period of FY 21



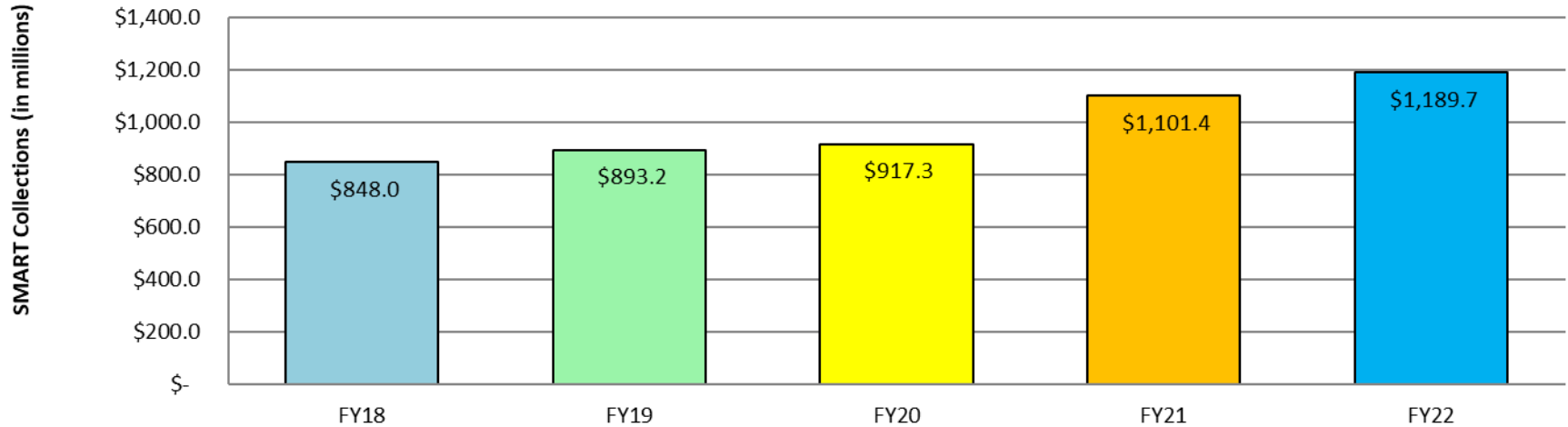
SMART Collections Update





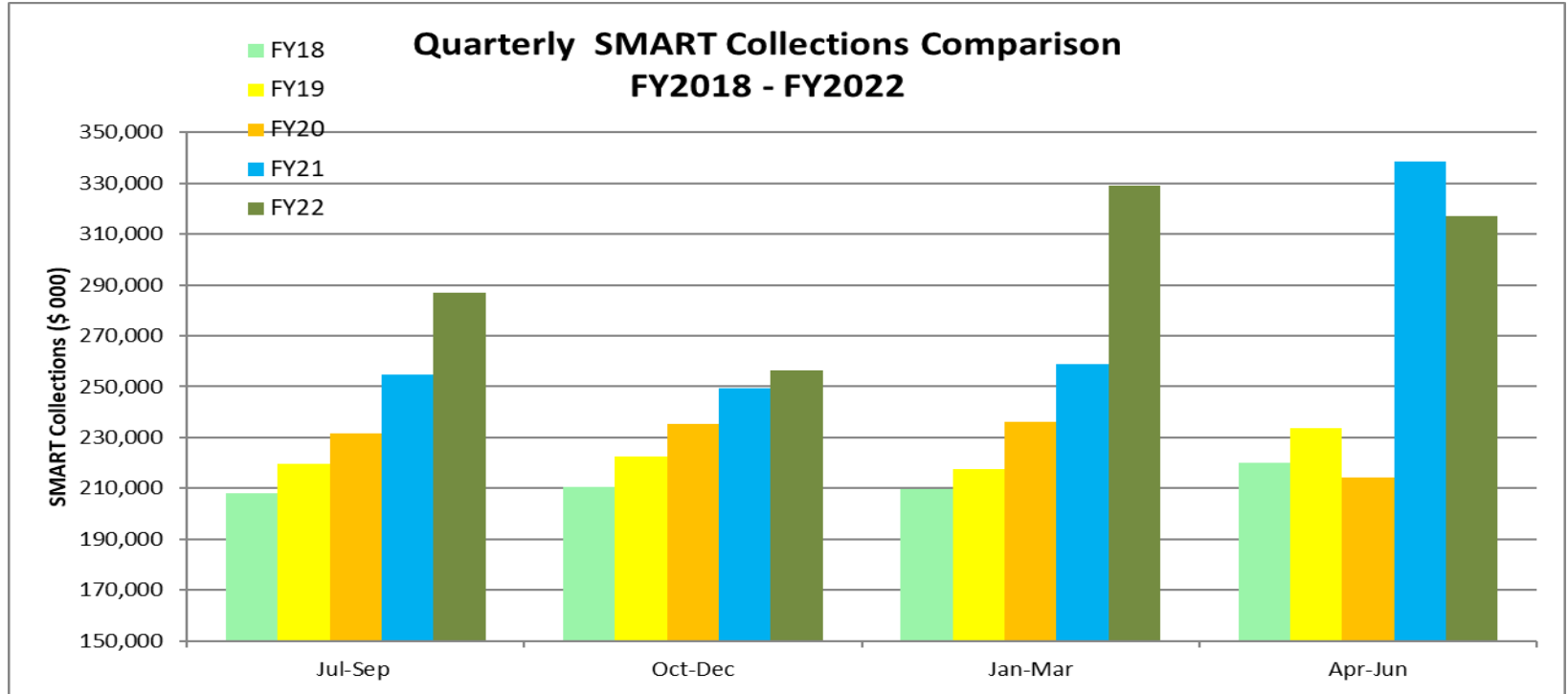
SMART Collections Update

SMART Collections FY2018-FY2022
July - June Collections





Quarterly SMART Collections





Finance Update

- Sales Tax Collections Update
- **Grant Payments Update**
- FY 2023 Budget Update



Grant Payments | FY2022 YTD Update

FY23 YTD Grant Payments Summary*

Program	Grant Payments	YTD % by Program	# Projects	# Districts
Capital Pipeline Program	\$ 42,250,836	100%	40	37
Prior Grants	\$ -	0%		
Waiting List	\$ -	0%		
Total	\$ 42,250,836	100%	40	37

*Reflects grant payment data as of Aug. 5, 2022.

FY 2023 Waiting List payments and Q1 Prior Grant payments will be made in September 2022



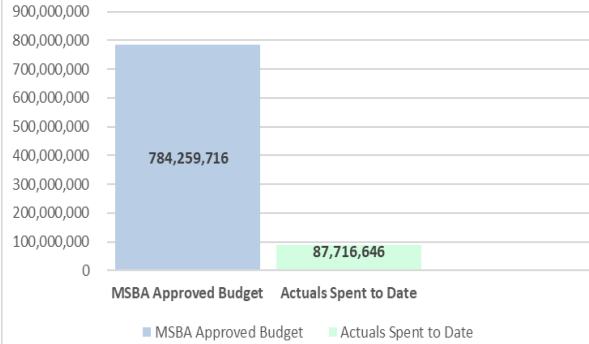
Finance Update

- Sales Tax Collections Update
- Grant Payments Update
- **FY 2023 Budget Update**

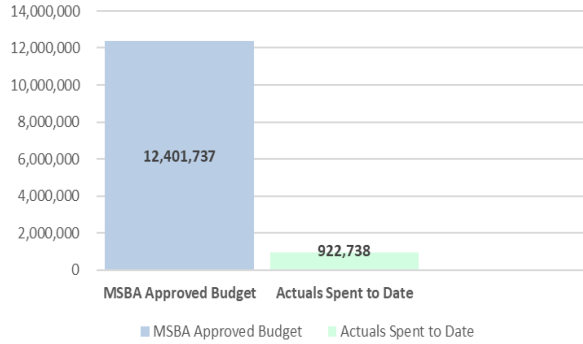


Fiscal Year 2023 Budget vs Actuals

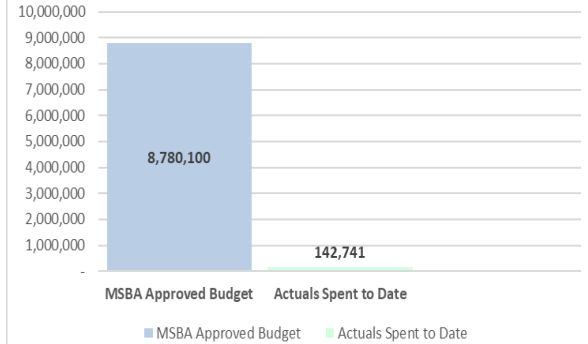
Total Operating & Capital Budget



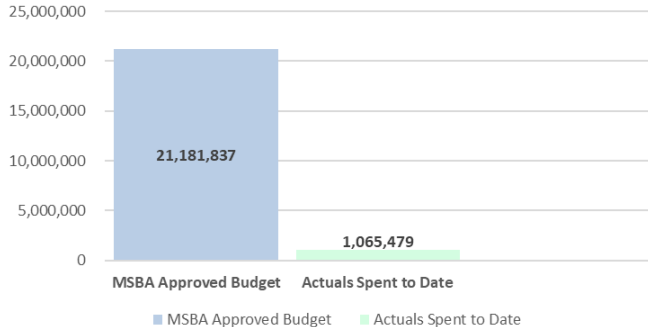
Total Administrative Expenses



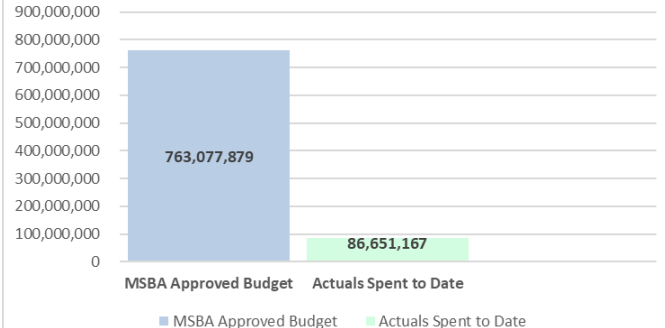
Total Capital Pipeline Support Services



Total Operating Expenses



Total Grant Program





Fiscal Year 2023 Spending to date

