













2024 ESTIMATED BID DATES

Note bid dates are Estimates ONLY. Please contact Districts for exact information.

November 15, 2024

District	School Type	Enrollment	Project Type	Project Budget	Start	Finish	Construction Budget	Notes	Nov '23	Dec '23	Jan '24	Feb '24	Mar '24	Apr '24	May '24	Jun '24	Jul '24	Aug '24	Sep '24	Oct '24	Nov '24	Dec '24	Jan '25	Feb '25
Webster	C-HS	445	Add/Reno	\$ 101.4	Wed 11/29/23	Wed 1/17/24	\$ 76.8	NTP targeted: January 2024	Webster - Bartlett Junior Senior High School 11/29  1/17 1/3															
Holyoke	MS	550	New	\$ 85.5	Thu 11/30/23	Fri 1/26/24	\$ 62.8	NTP targeted: January 2024	Holyoke - William R. Peck School 11/30  1/26 1/18															
Greater Fall River	V&A - HS	1500	New	\$ 293.5	Thu 12/14/23	Mon 12/16/24	\$ 244.4	GMP targeted: December 2024	Greater Fall River - Diman Regional VTHS 12/14  12/16 2/1															
Haverhill	MS	1,080	New	\$ 159.9	Thu 1/11/24	Tue 3/26/24	\$ 113.8	NTP targeted: March 2024	Haverhill - Dr. Albert B. Consentino Middle School 1/11  3/26 3/19															
Wakefield	HS	1,000	New	\$ 275.3	Mon 4/15/24	Thu 6/27/24	\$ 220.9	GMP targeted: June 2024	Wakefield Memorial High School 4/15  6/27 5/15															
Amherst	ES	575	New	\$ 99.2	Wed 7/3/24	Thu 9/19/24	\$ 81.3	NTP targeted: September 2024	Amherst - Fort River Elementary School 7/3  9/19 8/7															
Total		5,150		\$ 1,014.8			\$ 800.0																	

Construction Manager at Risk Project  CMR Project Pending Local Approval  Filed Sub Bids 

Design Bid Build Project  DBB Project Pending Local Approval  GC Bids/GMP Execution 

The project start date represents the Filed-Sub bid solicitation date, the gray diamond Filed-Sub bid date, and the black diamond GC Bids / GMP Execution.

Projects represented by a single black diamond have not completed a Schematic Design Submission.

Project Budget denotes total District costs, not the basis of the MSBA Total Facilities Grant. Projects without budget information have not received Project Scope and Budget approval. Note: Budget values are in millions.

2025 ESTIMATED BID DATES

Note bid dates are Estimates ONLY. Please contact Districts for exact information.

November 15, 2024

District	School Type	Enrollment	Project Type	Project Budget	Start	Finish	Construction Budget	Notes	Sep '24	Oct '24	Nov '24	Dec '24	Jan '25	Feb '25	Mar '25	Apr '25	May '25	Jun '25	Jul '25	Aug '25	Sep '25	Oct '25	Nov '25	Dec '25	Jan '26	Feb '26	Mar '26								
Maynard	ES	395	New	\$ 83.6	Wed 10/2/24	Wed 1/29/25	\$ 66.9	NTP targeted: January 2025	10/2	Maynard - Green Meadow Elementary School																									
Lynn	MS	1100	New	\$ 168.3	Wed 11/20/24	Fri 2/28/25	\$ 134.4	GMP targeted: February 2025	Lynn Pickering Middle School																										
East Longmeadow HS	HS	800	New	\$ 177.5	Mon 12/2/24	Mon 1/13/25	\$ 147.8	GMP targeted: January 2025	East Longmeadow High School																										
Newton	ES	465	New	\$ 76.0	Wed 12/4/24	Thu 1/23/25	\$ 60.3	NTP targeted: January 2025	Newton - Countryside Elementary School																										
Whitman-Hanson	MS	675	New	\$ 135.3	Fri 12/13/24	Fri 2/28/25	\$ 106.7	NTP targeted: February 2025	Whitman-Hanson - Whitman Middle School																										
Brookline	K-8	725	Add / Reno	\$ 211.9	Tue 12/31/24	Thu 2/20/25	\$ 168.3	GMP targeted: February 2025	Brookline - John R. Pierce School																										
New Bedford	ES	760	New	\$ 119.7	Wed 1/8/25	Wed 2/12/25	\$ 96.6	NTP targeted: February 2025	New Bedford - John B. DeValles Elementary School																										
Nashoba	HS	925	New	\$ 241.7	Mon 2/3/25	Thu 10/9/25	\$ 199.6	GMP targeted: October 2025	Nashoba Regional High School																										
Tri County	HS	1000	New	\$ 286.0	Tue 2/4/25	Mon 4/28/25	\$ 233.7	GMP targeted: April 2025	Tri County Regional Vocational Technical High School																										
Hopkinton	ES	1195	New	\$ 158.4	Tue 3/11/25	Tue 4/22/25	\$ 125.0	NTP targeted: April 2025	Hopkinton - Elmwood Elementary School																										
Quincy	ES	380	Add/Reno	\$ 108.7	Fri 5/2/25	Thu 10/9/25	\$ 81.4	GMP targeted: October 2025	Quincy - Sqaantum Elementary School																										
Clinton	MS	700	New	\$ 139.5	Fri 6/13/25	Tue 12/16/25	\$ 114.6	GMP targeted: December 2025	Clinton Middle School																										
Scituate	ES	460	New	\$ 119.4	Thu 6/26/25	Thu 8/7/25	\$ 94.9	NTP targeted: August 2025	Scituate - Hatherly Elementary School																										
North Adams	ES	240	New	\$ 65.4	Fri 8/8/25	Wed 9/17/25	\$ 53.4	NTP targeted: September 2025	North Adams - Greylock Elementary School																										
Agawam	HS	955	Add/Reno	\$ 230.0	Wed 9/17/25	Sat 11/29/25	\$ 187.2	GMP targeted: November 2025	Agawam High School																										
Burlington	ES	325	New	\$ 100.5	Wed 11/26/25	Fri 1/9/26	\$ 80.3	NTP targeted: January 2026	Burlington Fox Hill Elementary School																										
Total		11,100		\$ 2,421.9			\$ 1,951.1																												

Construction Manager at Risk Project (Orange line) Design Bid Build Project (Blue line) CMR Project Pending Local Approval (Light Blue line) DBB Project Pending Local Approval (Dashed Orange line) Filed Sub Bids (Dashed Blue line) GC Bids/GMP Execution (Black diamond)

The project start date represents the Filed-Sub bid solicitation date, the gray diamond Filed-Sub bid date, and the black diamond GC Bids / GMP Execution. Projects represented by a single black diamond have not completed a Schematic Design Submission. Project Budget denotes total District costs, not the basis of the MSBA Total Facilities Grant. Projects without budget information have not received Project Scope and Budget approval. Note: Budget values are in millions.

2026 ESTIMATED BID DATES

Note bid dates are Estimates ONLY. Please contact Districts for exact information.

November 15, 2024

District	School Type	Enrollment	Project Type	Project Budget	Start	Finish	Construction Budget	Notes	Aug '25	Sep '25	Oct '25	Nov '25	Dec '25	Jan '26	Feb '26	Mar '26	Apr '26	May '26	Jun '26	Jul '26	Aug '26	Sep '26	Oct '26	Nov '26	Dec '26	Jan '27							
Revere	HS	2,450	New	\$ 497.5	Mon 8/18/25	Fri 3/13/26	\$ 412.5	GMP targeted: March 2026																									
Dedham	ES	550	New	\$ 105.8	Wed 10/15/25	Mon 4/6/26	\$ 83.4	GMP targeted: April 2026																									
Berkley	ES	385	New	\$ 89.9	Fri 11/7/25	Thu 1/22/26	\$ 70.4	GMP targeted: January 2026																									
Stoughton	ES	515	New	\$ 114.4	Tue 4/28/26	Thu 7/9/26	\$ 92.3	GMP targeted: July 2026																									
Canton	MS	1,020	New	\$ 241.8	Mon 6/8/26	Wed 8/5/26	\$ 195.7	GMP targeted: August 2026																									
South Shore	HS	900	New	\$ 276.4	Mon 6/8/26	Wed 8/5/26	\$ 223.9	GMP targeted: August 2026																									
Hamilton Wenham	ES	740	New		Mon 7/6/26	Mon 7/6/26		GMP targeted: July 2026																									
Reading	ES	455	New		Wed 7/29/26	Wed 7/29/26		GMP targeted: July 2026																									
Leominster	ES	610	New		Fri 10/16/26	Fri 10/16/26		NTP targeted: October 2026																									
Longmeadow	MS	665	New		Tue 11/24/26	Tue 11/24/26		NTP targeted: November 2026																									
Southborough	ES	610	New		Fri 12/18/26	Fri 12/18/26		GMP targeted: December 2026																									
Total		8,900		\$ 1,325.8			\$ 1,078.2																										

— Construction Manager at Risk Project
 — Design Bid Build Project
 — CMR Project Pending Local Approval
 DBB Project Pending Local Approval
 Filed Sub Bids
 ◆ GC Bids/GMP Execution
 ◆

The project start date represents the Filed-Sub bid solicitation date, the gray diamond Filed-Sub bid date, and the black diamond GC Bids / GMP Execution.
 Projects represented by a single black diamond have not completed a Schematic Design Submission.
 Project Budget denotes total District costs, not the basis of the MSBA Total Facilities Grant. Projects without budget information have not received Project Scope and Budget approval. Note: Budget values are in millions.